


## DASH 40 Surface



Manufacture: NEKO LIGHTING AG

Type: DASH 40 Surface-mounted LED D4S00571-927HPF-BO

### General

- Indoor
- Linear Light
- Surface-mounted
- Version: square
- Housing: black
- Reflector: opal
- IP 20

### LED

- 2700K
- CRI >90
- System Output: 1154lm
- 50000h@L80
- SDCM: 3



### Optics

- Beam angle: direct

### Electric

- LED Driver: ON-OFF
- LED Power: High Power
- System Power: 17W

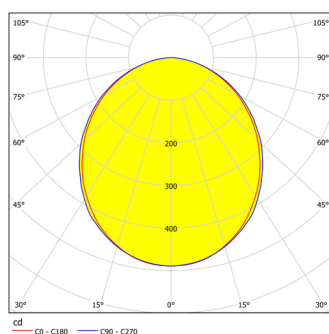
### Dimensions

- Measurement: 571mm x 41mm
- Height: 62mm
- Net Weight: 1500g

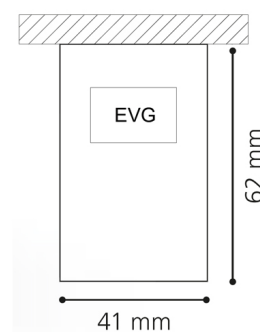
### Description

Surface-mounted LED luminaire with direct beam made of high-quality extruded aluminium profile; black powder-coating finish – textured matt (RAL 9005); ON-OFF Driver is integrated into the luminaire housing; System Power (Total power consumption) 17W – High Power; Dimensions of the profile channel (LxWxH): 571mm x 41mm x 62mm; luminaire's weight is approximately 1500g; CCT 2700K with a System Luminous Flux of 1154lm; high color rendering at an index of CRI>90; Binning initial <= MacAdam 3; after a lifetime of 50000h L80 min. 80% of the luminous flux with energy efficient LUMINUS LED Chips of the latest generation; 5 years warranty; diffuser made of Polymethylmethacrylate (PMMA) opal; degree of housing protection IP20; RG<1 (EN62471); protection class I

### Light distribution



### Technical drawing



CB

CE

RoHS



Driver



The technical data represent rated values for an ambient temperature of 25°C. The data values for the luminous flux are initially subject to a tolerance of +/- 10%, those for the electrical connected load are initially subject to a tolerance of +/- 10%, and those for the colour temperature are initially subject to a tolerance of +/- 150 K. No liability is assumed for typographical or printing errors. The general terms and conditions of NEKO Lighting AG apply.