

**FEATURES**

- High CRI LED optimized towards TM30
- ENEC approved drivers
- Warm dim version to 1800K available



**COLOURS**

Available colours:



Matt white RAL 9016 (XX=MW)  
Matt black RAL 9005 (XX=BL)

# Cylinder 235 LV

Surface mounted

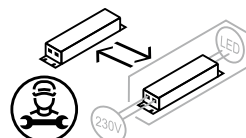
## SPECIFICATIONS

Beam angle (FWHM)	80°
Fixture material	Housing: Die cast aluminium / Reflector glass: Polycarbonate
Environment	Indoor
IP rate	IP20
IK rate	IK03
Operating temperature (Ta)	-20°C / +45°C <sup>1</sup>
Safety marks	EN60598 / EN62031 / EN62471
EMC compliance	EN55015
Colour consistency (SDCM)	MacAdam step 3
Warranty	7 years * (within the European Union and the countries of the Free Trade Association for products delivered after 1 May 2015)
Energy class	These products contains a light source of energy efficiency class F (CRI97 3000K) / D (CRI80 3000K/4000K)

This luminaire contains built-in LED lamps. There are no exchangeable parts inside the luminaire. EU 874/2012

<sup>1</sup> In applications with a flat roof (fi. car showrooms) the temperatures may exceed 45°C. Please ask our sales office for a special driver.

Ask our sales department about the possibilities for:  
- Extra LED options from the LUXEON Stylist Series



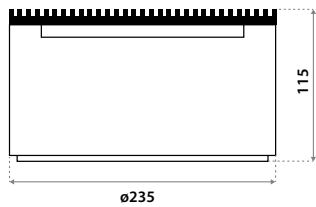
**CYLINDER 235 LV VARIATIONS**

CYLINDER 235	CRI80	3000/4000K	2250/2500Lm	incl. power supply	page 3
CYLINDER 235	CRI97	3000K	1450Lm	incl. power supply	page 4

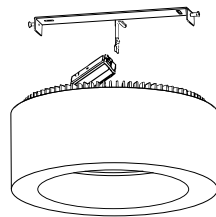
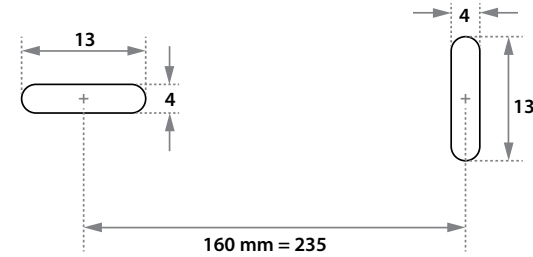
**CRI80/97 CHOOSE YOUR LV LUMEN OUTPUT**

	mA	W	Lumen Output			Lumen / Watt			Driver types				
			CRI80	CRI80	CRI97	CRI80	CRI80	CRI97	No dim	Triac	1-10V&Push	Dali	Casambi
			3000K	4000K	3000K	3000K	4000K	3000K					
<i>Special request</i>	250	9,4	1200	1400	800	127	149	85	127570	x	126421	127576	x
<i>Special request</i>	350	13,2	1650	1900	1100	125	144	83	127570	x	127021	127576	127630
<b>Standard</b>	500	17,9	2250	2500	1450	125	139	81	127570	127032	123400	127576	127630

**DIMENSIONS**



**FIXATION DIMENSIONS**



**CYLINDER 235 LV**

**CRI80 2250/2500LM**

**ITEM SPECIFICATIONS (PART A)**

Description	80°		Type	mA	Vf
	Item code	UGR			
Cylinder 235 LV 2250Lm 3000K CRI80 No dim	791C03XXY002	23.8	Incl. PSU	500	37,5
Cylinder 235 LV 2250Lm 3000K CRI80 1-10V & Push	791C03XXY102	23.8	Incl. PSU	500	37,5
Cylinder 235 LV 2250Lm 3000K CRI80 Dali	791C03XXY202	23.8	Incl. PSU	500	37,5
Cylinder 235 LV 2500Lm 4000K CRI80 No dim	791C03XXY302	24.2	Incl. PSU	500	37,5
Cylinder 235 LV 2500Lm 4000K CRI80 1-10V & Push	791C03XXY402	24.2	Incl. PSU	500	37,5
Cylinder 235 LV 2500Lm 4000K CRI80 Dali	791C03XXY502	24.2	Incl. PSU	500	37,5

**ITEM SPECIFICATIONS (PART B)**

Description	W	Lm	Lm/W	CRI (typ.)	Pf	Ripple	Inrush current	B-16A Fuse	Safety class	Energy class
Cylinder 235 LV 2250Lm 3000K CRI80 No dim	17,9	2250	125	82	0,95	<3%	5A 50µS	50 pcs	II	D
Cylinder 235 LV 2250Lm 3000K CRI80 1-10V & Push	17,9	2250	125	82	0,95	<3%	5A 50µS	50 pcs	II	D
Cylinder 235 LV 2250Lm 3000K CRI80 Dali	17,9	2250	125	82	0,95	<3%	5A 50µS	50 pcs	II	D
Cylinder 235 LV 2500Lm 4000K CRI80 No dim	17,9	2500	139	82	0,95	<3%	5A 50µS	50 pcs	II	D
Cylinder 235 LV 2500Lm 4000K CRI80 1-10V & Push	17,9	2500	139	82	0,95	<3%	5A 50µS	50 pcs	II	D
Cylinder 235 LV 2500Lm 4000K CRI80 Dali	17,9	2500	139	82	0,95	<3%	5A 50µS	50 pcs	II	D

**ITEM SPECIFICATIONS (PART C)**

Description	Weight	Dimensions single carton	Quantity per carton	Expected lifespan B10 reported (25°C)		
				L70B10	L80B10	L90B10
Cylinder 235 LV CRI80	2367 gr	235x235x120 mm	15 pcs	>60.500 hrs	>60.500 hrs	>60.500 hrs

All values are measured at 230V (+/- 7%)

**CYLINDER 235 LV**

**CRI97 1450LM**

**ITEM SPECIFICATIONS (PART A)**

Description	80°		Type	mA	Vf
	Item code	UGR			
Cylinder 235 LV 1450Lm 3000K CRI97 No dim	791C03XXY602	22.3	Incl. PSU	500	37,5
Cylinder 235 LV 1450Lm 3000K CRI97 1-10V & Push	791C03XXY702	22.3	Incl. PSU	500	37,5
Cylinder 235 LV 1450Lm 3000K CRI97 Dali	791C03XXY802	22.3	Incl. PSU	500	37,5

**ITEM SPECIFICATIONS (PART B)**

Description	W	Lm	Lm/W	CRI (typ.)	Pf	Ripple	Inrush current	B-16A Fuse	Safety class	Energy class
Cylinder 235 LV 1450Lm 3000K CRI97 No dim	17,9	1450	81	97	0.95	<3%	5A 50µS	50 pcs	II	F
Cylinder 235 LV 1450Lm 3000K CRI97 1-10V & Push	17,9	1450	81	97	0.95	<3%	5A 50µS	50 pcs	II	F
Cylinder 235 LV 1450Lm 3000K CRI97 Dali	17,9	1450	81	97	0.95	<3%	5A 50µS	50 pcs	II	F

**ITEM SPECIFICATIONS (PART C)**

Description	Weight	Dimensions single carton	Quantity per carton	Expected lifespan B10 reported (25°C)		
				L70B10	L80B10	L90B10
Cylinder 235 LV CRI97	2367 gr	235x235x120 mm	15 pcs	>60.500 hrs	>60.500 hrs	>60.500 hrs

All values are measured at 230V (+/- 7%)

## NEW STANDARDS REQUIRE NEW LEDS

TM-30 (new color norm): The Illuminating Engineering Society (IES) has published a new Technical Memorandum – TM-30-15 entitled “IES Method for Evaluating Light Source Color Rendition” – that promises to supplant CRI as a color metric. TM-30 relies on separate fidelity and gamut metrics, as well as a set of color samples that is more representative of real-world objects, as opposed to the pastel samples that were primarily used for the baseline CRI metric that was sometimes called Ra. The new color metric is intended to fairly and accurately characterize both LED-based solid-state lighting (SSL) and legacy sources.



### Desaturated

CRI = 80 / R<sub>g</sub> = 92



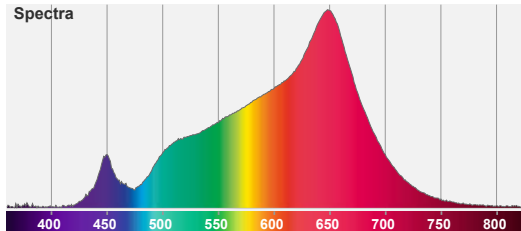
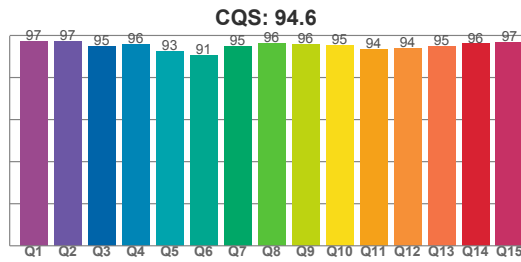
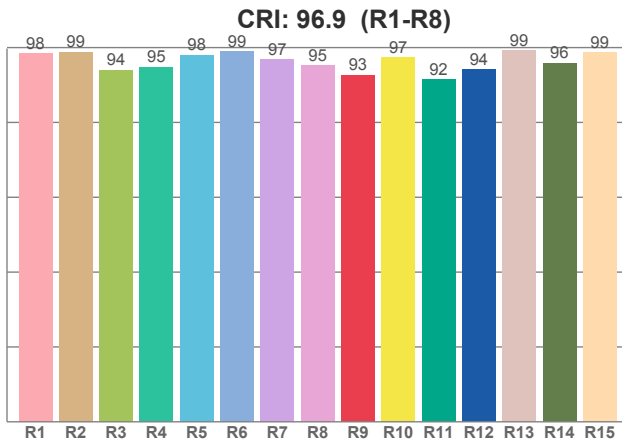
### Red-Enhanced

CRI = 98 / R<sub>g</sub> = 103

## SPECIAL LEDS AVAILABLE

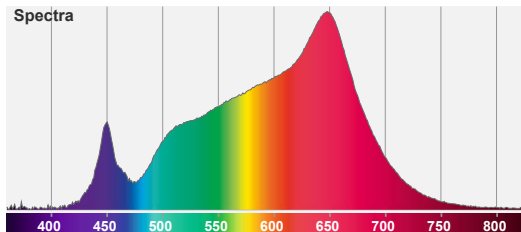
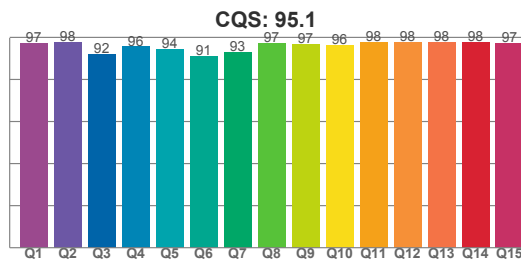
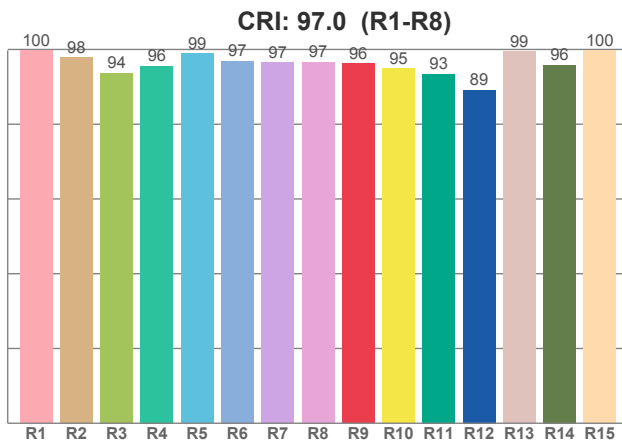
	CCT	CRI	R9	RF	RG	R15	TLCI	DOWNLIGHTS SMALL		DOWNLIGHTS LARGE		DOWNLIGHTS LARGE		ITEM CODE
								MA	LM	MA	LM	MA	LM	
<b>CRI80</b>	2700K	82	5	82	92	75	69	350 mA	1550	700 mA	2900	1200 mA	4800	51-4028-27-1
<b>CRI80</b>	3000K	82	5	81	93	75	66	350 mA	1625	700 mA	3000	1200 mA	5000	51-4028-30-1
<b>CRI80</b>	4000K	82	5	81	93	74	66	350 mA	1700	700 mA	3400	1200 mA	5700	51-4028-40-1
<b>CRI97</b>	2700K	97	93	96	103	99	97	350 mA	1150	800 mA	x	1400 mA	x	50-3031-27
<b>CRI97</b>	3000K	97	96	95	103	100	97	350 mA	1250	800 mA	2500	1400 mA	3750	50-3031-30
<b>CRI97</b>	4000K	97	96	95	103	100	97	350 mA	1350	800 mA	x	1400 mA	x	50-3031-40
<b>CrispWhite</b>	3000K	90	61	87	102	89	83	350 mA	780	900 mA	2300	1400 mA	3550	51-4029-30
<b>Red Meat</b>	1800K	82	81	77	119	95	60	350 mA	515	900 mA	1750	1400 mA	2350	51-4042-00
<b>Bread &amp; Pastries</b>	2700K	92	54	89	96	86	91	350 mA	770	900 mA	2600	1400 mA	3500	51-4045-00

**2700K**



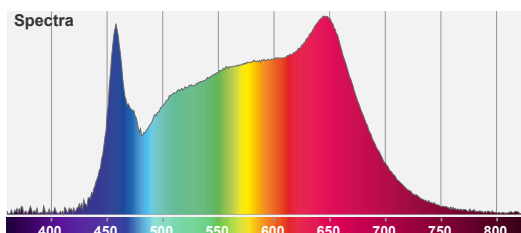
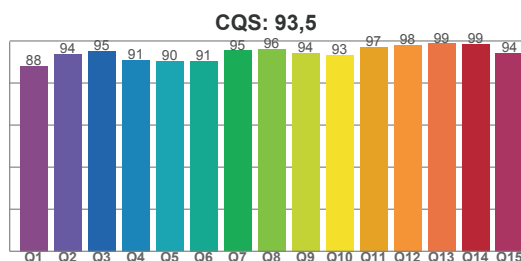
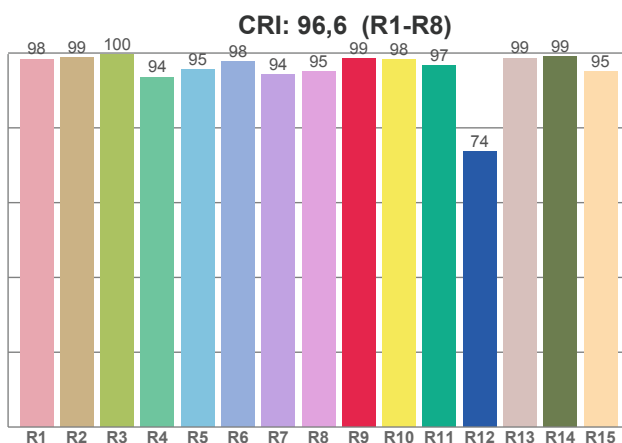
CCT	CRI	CRI R9	TM30 Rf	TM30 Rg	CQS
2700K	96.9	92.7	96.0	102.6	94.6

**3000K**



CCT	CRI	CRI R9	TM30 Rf	TM30 Rg	CQS
3000 K	97.0	96.2	95.0	103.3	95.1

**4000K**



CCT	CRI	CRI R9	TM30 Rf	TM30 Rg	CQS
4000K	96.6	98.5	88.3	96.2	93.5