

FEATURES

- High LED efficacy of 110lm/W
- ENEC approved 2 channel Dali DT8 driver
- LED module can be programmed in other CCT (2700-6500K)
- Dimmable to 0,1%



LV-TW 60°

LV-TW 80°

COLOURS

Available colours:



Matt white RAL 9016 (XX=MW)
Matt black RAL 9005 (XX=BL)

SPRINGS

Standard with CS spring (concrete/gyproc). Also available as above with WS spring (gyproc/metal).

Fluxe 75 LV-TW

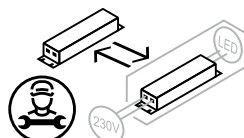
Fixed

SPECIFICATIONS

Beam angle (FWHM)	60° / 80°
Fixture material	Housing: Die cast aluminium / Reflector glass: Polycarbonate
Environment	Indoor
IK rate	IK03
Operating temperature (Ta)	-20°C / +45°C ¹
Safety marks	EN60598 / EN62031 / EN62471
EMC compliance	EN55015
Colour consistency (SDCM)	MacAdam step 3
Warranty	7 years * (within the European Union and the countries of the Free Trade Association for products delivered after 1 May 2015)
Safety class	II
Energy class	These products contains a light source of energy efficiency class F (2700-6500K)

This luminaire contains built-in LED lamps. There are no exchangeable parts inside the luminaire. EU 874/2012

¹ In applications with a flat roof (f.i. car showrooms) the temperatures may exceed 45°C. Please ask our sales office for a special driver.



Only when the product is installed in a closed ceiling it may be exposed to water splashes, and only on its front side.

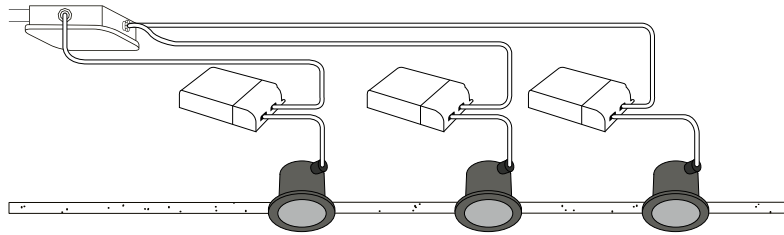
IP20

IP65

FLUXE 75

LV-TW 2700-6500K

Downlight incl. PSU



ITEM SPECIFICATIONS (PART A)

Description	Item code CS	Item code WS	Extra	Input	W	Lm	Lm/W	CRI (typ.)
Fluxe 75 LV-TW 2700-6500K 1250Lm 60° Dali	806A03XX4W02	806A03XX9W02	incl. PSU	220-240V	11,4	1250	110	85/94
Fluxe 75 LV-TW 2700-6500K 1250Lm 60° Casambi	806A03XX4X02	806A03XX9X02	incl. PSU	220-240V	11,4	1250	110	85/94
Fluxe 75 LV-TW 2700-6500K 1250Lm 80° Dali	806A03XX4Y02	806A03XX9Y02	incl. PSU	220-240V	11,4	1250	110	85/94
Fluxe 75 LV-TW 2700-6500K 1250Lm 80° Casambi	806A03XX4Z02	806A03XX9Z02	incl. PSU	220-240V	11,4	1250	110	85/94

ITEM SPECIFICATIONS (PART B)

Description	R9	Rf	Rg	R15	UGR	Pf	Ripple	Inrush	B16A
Fluxe 75 LV-TW 2700-6500K 1250Lm 60° Dali	96	95	103	100	24.0	0.90	<5%	200mA²s	106 pcs
Fluxe 75 LV-TW 2700-6500K 1250Lm 60° Casambi	96	95	103	100	24.0	0.90	<5%	200mA²s	106 pcs
Fluxe 75 LV-TW 2700-6500K 1250Lm 80° Dali	96	95	103	100	28.4	0.90	<5%	200mA²s	106 pcs
Fluxe 75 LV-TW 2700-6500K 1250Lm 80° Casambi	96	95	103	100	28.4	0.90	<5%	200mA²s	106 pcs

ITEM SPECIFICATIONS (PART C)

Description	Safety class	Energy class	Weight	Dimensions single carton	Quantity per carton	Expected lifespan (25°C)		
						L70B50	L80B50	L90B50
Fluxe 75 LV-TW 2700-6500K 1250Lm 60° Dali	II	F	429 gr	160x107x100 mm	18 pcs	>70.000 hrs	>70.000 hrs	>37.000 hrs
Fluxe 75 LV-TW 2700-6500K 1250Lm 60° Casambi	II	F	429 gr	160x107x100 mm	18 pcs	>70.000 hrs	>70.000 hrs	>37.000 hrs
Fluxe 75 LV-TW 2700-6500K 1250Lm 80° Dali	II	F	429 gr	160x107x100 mm	18 pcs	>70.000 hrs	>70.000 hrs	>37.000 hrs
Fluxe 75 LV-TW 2700-6500K 1250Lm 80° Casambi	II	F	429 gr	160x107x100 mm	18 pcs	>70.000 hrs	>70.000 hrs	>37.000 hrs

All values are measured at 230V (+/- 7%)

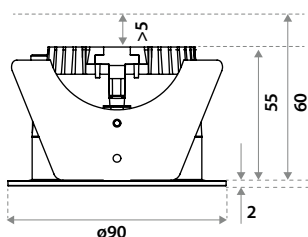
FIRE RATING TUBE

Description	Item code	Hole size	time
Fire rating tube 75	009G03MW0000	ø76x86mm	90 min.



⚠ Only in combination with WS (wire) springs versions.

DIMENSIONS



HOLE SIZE



Using CS springs: Ø 75 mm.
Thickness ceiling 5-60 mm
& recess depth 60 mm.



Using WS springs. Ø 77 mm.
Thickness ceiling 1-55 mm
& recess depth 60 mm.