

FEATURES

- High CRI LED optimized towards TM30
- ENEC approved drivers
- Warm dim version to 1800K available



SPRINGS

Standard with GS spring (concrete/gyproc). Also available as above with WS spring (gyproc/metal).



LV 24° / 60°

LV 80°

COLOURS

Available colours:



Matt white RAL 9016 (XX=MW)
Matt black RAL 9005 (XX=BL)

Linea 185 LV

Fixed

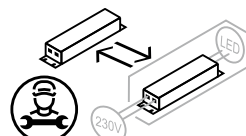
SPECIFICATIONS

Beam angle (FWHM)	24° / 60° / 80°
Fixture material	Housing: Die cast aluminium / Reflector glass: Polycarbonate
Environment	Indoor
IK rate	IK03
Operating temperature (Ta)	-20°C / +45°C ¹
Safety marks	EN60598 / EN62031 / EN62471
EMC compliance	EN55015
Colour consistency (SDCM)	MacAdam step 3
Warranty	7 years * (within the European Union and the countries of the Free Trade Association for products delivered after 1 May 2015)
Safety class	II
Energy class	These products contains a light source of energy efficiency class G (1800-3000K) / F (2700K/3000K) / E (4000K)

This luminaire contains built-in LED lamps. There are no exchangeable parts inside the luminaire. EU 874/2012

¹ In applications with a flat roof (f.i. car showrooms) the temperatures may exceed 45°C. Please ask our sales office for a special driver.

Ask our sales department about the possibilities for:
- Extra LED options from the LUXEON Stylist Series



Only when the product is installed in a closed ceiling it may be exposed to water splashes, and only on its front side.



CRI97 VARIATIONS

Linea 185 LV 2700K CRI97 1150LM	page 3
Linea 185 LV 2700K CRI97 1625LM	page 4
Linea 185 LV 2700K CRI97 2050LM	page 5
Linea 185 LV 3000K CRI97 1250LM	page 6
Linea 185 LV 3000K CRI97 1800LM	page 7
Linea 185 LV 3000K CRI97 2250LM	page 8
Linea 185 LV 4000K CRI97 1350LM	page 9
Linea 185 LV 4000K CRI97 1925LM	page 10
Linea 185 LV 4000K CRI97 2400LM	page 11
Linea 185 LV 1800-3000K CRI97 1250LM	page 12

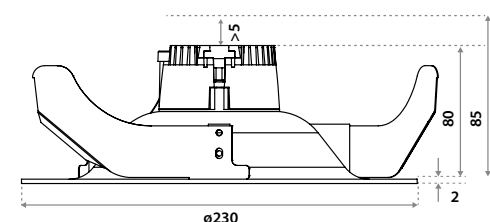
CRI97 CHOOSE YOUR LV LUMEN OUTPUT

	mA	W	Lumen Output			Lumen / Watt			Driver types				
			2700K	3000K	4000K	2700K	3000K	4000K	No dim	Triac	1-10V&Push	Dali	Casambi
Special request	125	5,0	475	500	525	95	100	105	127570	x	x	x	x
Special request	150	6,1	550	575	625	91	95	103	127570	x	x	x	x
Special request	200	8,1	700	750	825	86	93	102	127570	x	x	x	X
Special request	250	9,8	850	900	1000	87	92	102	127570	x	x	127576	X
Special request	300	12,0	1050	1100	1200	88	92	100	127570	x	125400	127576	127630
Standard	350	13,8	1150	1250	1350	83	91	98	127570	127030	125400	127576	127630
Special request	400	15,8	1300	1425	1550	82	90	98	127570	x	125400	127576	127630
Special request	450	18,0	1475	1600	1750	82	89	97	127570	x	125400	127576	127630
Standard	500	20,1	1625	1800	1925	81	89	96	127570	127032	125400	127576	127630
Special request	550	21,7	1750	1900	2050	80	87	94	127480	x	125421	127576	127630
Special request	600	23,9	1900	2050	2225	80	86	93	127480	x	125421	127576	127630
Standard	650	26,0	2050	2250	2400	79	86	92	127480	x	125421	127576	127630

CRI80 ON REQUEST

	mA	W	Lumen Output			Lumen / Watt			Driver types				
			2700K	3000K	4000K	2700K	3000K	4000K	No dim	Triac	1-10V&Push	Dali	Casambi
Special request	125	5,0	575	625	650	115	125	130	127570	x	x	x	x
Special request	150	6,1	700	750	775	115	123	128	127570	x	x	x	x
Special request	200	8,1	925	975	1025	114	120	127	127570	x	x	x	X
Special request	250	9,8	1125	1175	1225	115	120	125	127570	x	x	127576	X
Special request	300	12,0	1350	1425	1500	113	119	125	127570	x	125400	127576	127630
Special request	350	13,8	1550	1625	1700	112	118	123	127570	127030	125400	127576	127630
Special request	400	15,8	1775	1850	1925	112	117	122	127570	x	125400	127576	127630
Special request	450	18,0	1950	2025	2100	108	113	117	127570	x	125400	127576	127630
Special request	500	20,1	2175	2250	2325	108	112	116	127570	127032	125400	127576	127630
Special request	550	21,7	2300	2400	2475	106	110	114	127480	x	125421	127576	127630
Special request	600	23,9	2475	2575	2675	104	108	112	127480	x	125421	127576	127630
Special request	650	26,0	2600	2700	2800	100	104	108	127480	x	125421	127576	127630

DIMENSIONS



HOLE SIZE




Using GS springs: Ø 170-175 mm.
Thickness ceiling 8-85 mm & recess depth 85 mm. For plasterboard ceilings or similar harder materials. Turn the ring on the front counterclockwise after installation.



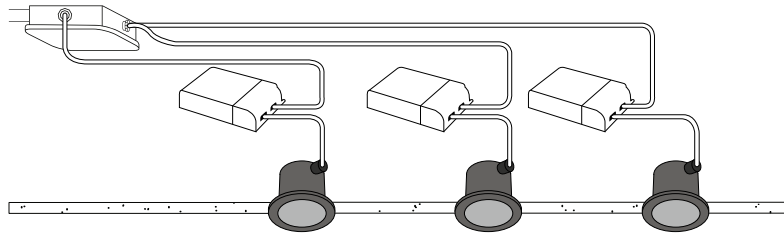
Using WS springs: Ø 180-210 mm.
Thickness ceiling 1-35 & recess depth 85 mm. For soft ceiling tiles. We recommend taking down the ceiling tile before installing the product.

LINEA 185 LV

Downlight incl. PSU



2700K CRI97 1150LM



ITEM SPECIFICATIONS (PART A)

Description	Item code GS	Item code WS	Extra	Input	W	Lm	Lm/W	CRI (typ.)
Linea 185 LV 2700K 1150Lm CRI97 24° No dim	875A03XX2U02	875A03XX9K02	incl. PSU	220-240V	13,8	1150	83	97
Linea 185 LV 2700K 1150Lm CRI97 24° Triac	875A03XX2K02	875A03XX9A02	incl. PSU	220-240V	13,8	1150	83	97
Linea 185 LV 2700K 1150Lm CRI97 24° 1-10V & Push	875A03XX2X02	875A03XX9T02	incl. PSU	220-240V	13,8	1150	83	97
Linea 185 LV 2700K 1150Lm CRI97 24° Dali	875A03XX2L02	875A03XX9B02	incl. PSU	220-240V	13,8	1150	83	97
Linea 185 LV 2700K 1150Lm CRI97 24° Casambi	875A03XX2M02	875A03XX9C02	incl. PSU	220-240V	13,8	1150	83	97
Linea 185 LV 2700K 1150Lm CRI97 60° No dim	875A03XX2V02	875A03XX9L02	incl. PSU	220-240V	13,8	1150	83	97
Linea 185 LV 2700K 1150Lm CRI97 60° Triac	875A03XX2N02	875A03XX9D02	incl. PSU	220-240V	13,8	1150	83	97
Linea 185 LV 2700K 1150Lm CRI97 60° 1-10V & Push	875A03XX2Y02	875A03XX9U02	incl. PSU	220-240V	13,8	1150	83	97
Linea 185 LV 2700K 1150Lm CRI97 60° Dali	875A03XX2P02	875A03XX9E02	incl. PSU	220-240V	13,8	1150	83	97
Linea 185 LV 2700K 1150Lm CRI97 60° Casambi	875A03XX2Q02	875A03XX9F02	incl. PSU	220-240V	13,8	1150	83	97
Linea 185 LV 2700K 1150Lm CRI97 80° No dim	875A03XX2W02	875A03XX9M02	incl. PSU	220-240V	13,8	1150	83	97
Linea 185 LV 2700K 1150Lm CRI97 80° Triac	875A03XX2R02	875A03XX9G02	incl. PSU	220-240V	13,8	1150	83	97
Linea 185 LV 2700K 1150Lm CRI97 80° 1-10V & Push	875A03XX2Z02	875A03XX9V02	incl. PSU	220-240V	13,8	1150	83	97
Linea 185 LV 2700K 1150Lm CRI97 80° Dali	875A03XX2S02	875A03XX9H02	incl. PSU	220-240V	13,8	1150	83	97
Linea 185 LV 2700K 1150Lm CRI97 80° Casambi	875A03XX2T02	875A03XX9J02	incl. PSU	220-240V	13,8	1150	83	97

ITEM SPECIFICATIONS (PART B)

Description	R9	Rf	Rg	R15	UGR	Pf	Ripple	Inrush	B16A
Linea 185 LV 2700K 1150Lm CRI97 24° No dim	93	96	103	99	15.5	0.95	<3%	5A 50µS	50 pcs
Linea 185 LV 2700K 1150Lm CRI97 24° Triac	93	96	103	99	15.5	0.95	<3%	2A 50µS	50 pcs
Linea 185 LV 2700K 1150Lm CRI97 24° 1-10V & Push	93	96	103	99	15.5	0.95	<3%	5A 50µS	50 pcs
Linea 185 LV 2700K 1150Lm CRI97 24° Dali	93	96	103	99	15.5	0.95	<3%	5A 50µS	50 pcs
Linea 185 LV 2700K 1150Lm CRI97 24° Casambi	93	96	103	99	15.5	0.95	<3%	5A 50µS	50 pcs
Linea 185 LV 2700K 1150Lm CRI97 60° No dim	93	96	103	99	16.3	0.95	<3%	5A 50µS	50 pcs
Linea 185 LV 2700K 1150Lm CRI97 60° Triac	93	96	103	99	16.3	0.95	<3%	2A 50µS	50 pcs
Linea 185 LV 2700K 1150Lm CRI97 60° 1-10V & Push	93	96	103	99	16.3	0.95	<3%	5A 50µS	50 pcs
Linea 185 LV 2700K 1150Lm CRI97 60° Dali	93	96	103	99	16.3	0.95	<3%	5A 50µS	50 pcs
Linea 185 LV 2700K 1150Lm CRI97 60° Casambi	93	96	103	99	16.3	0.95	<3%	5A 50µS	50 pcs
Linea 185 LV 2700K 1150Lm CRI97 80° No dim	93	96	103	99	20.8	0.95	<3%	5A 50µS	50 pcs
Linea 185 LV 2700K 1150Lm CRI97 80° Triac	93	96	103	99	20.8	0.95	<3%	2A 50µS	50 pcs
Linea 185 LV 2700K 1150Lm CRI97 80° 1-10V & Push	93	96	103	99	20.8	0.95	<3%	5A 50µS	50 pcs
Linea 185 LV 2700K 1150Lm CRI97 80° Dali	93	96	103	99	20.8	0.95	<3%	5A 50µS	50 pcs
Linea 185 LV 2700K 1150Lm CRI97 80° Casambi	93	96	103	99	20.8	0.95	<3%	5A 50µS	50 pcs

ITEM SPECIFICATIONS (PART C)

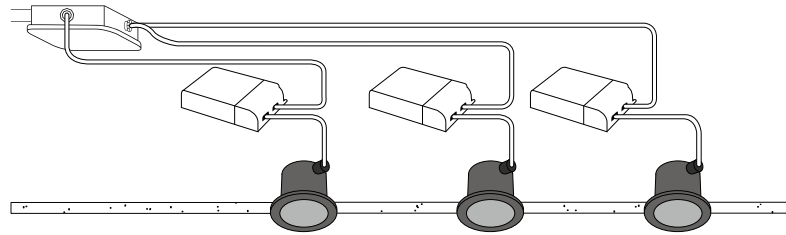

Description	Safety class	Energy class	Weight	Dimensions single carton	Quantity per carton	Expected lifespan B10 reported (25°C)		
						L70B10	L80B10	L90B10
Linea 185 LV 2700K 1150Lm CRI97	II	F	880 gr	233x233x85 mm	20 pcs	>60.500 hrs	>60.500 hrs	>60.500 hrs

All values are measured at 230V (+/- 7%)

LINEA 185 LV

2700K CRI97 1625LM

Downlight incl. PSU



ITEM SPECIFICATIONS (PART A)

Description	Item code GS	Item code WS	Extra	Input	W	Lm	Lm/W	CRI (typ.)
Linea 185 LV 2700K 1625Lm CRI97 24° No dim	875K03XX2U02	875K03XX9K02	incl. PSU	220-240V	20,1	1625	81	97
Linea 185 LV 2700K 1625Lm CRI97 24° Triac	875K03XX2K02	875K03XX9A02	incl. PSU	220-240V	20,1	1625	81	97
Linea 185 LV 2700K 1625Lm CRI97 24° 1-10V & Push	875K03XX2X02	875K03XX9T02	incl. PSU	220-240V	20,1	1625	81	97
Linea 185 LV 2700K 1625Lm CRI97 24° Dali	875K03XX2L02	875K03XX9B02	incl. PSU	220-240V	20,1	1625	81	97
Linea 185 LV 2700K 1625Lm CRI97 24° Casambi	875K03XX2M02	875K03XX9C02	incl. PSU	220-240V	20,1	1625	81	97
Linea 185 LV 2700K 1625Lm CRI97 60° No dim	875K03XX2V02	875K03XX9L02	incl. PSU	220-240V	20,1	1625	81	97
Linea 185 LV 2700K 1625Lm CRI97 60° Triac	875K03XX2N02	875K03XX9D02	incl. PSU	220-240V	20,1	1625	81	97
Linea 185 LV 2700K 1625Lm CRI97 60° 1-10V & Push	875K03XX2Y02	875K03XX9U02	incl. PSU	220-240V	20,1	1625	81	97
Linea 185 LV 2700K 1625Lm CRI97 60° Dali	875K03XX2P02	875K03XX9E02	incl. PSU	220-240V	20,1	1625	81	97
Linea 185 LV 2700K 1625Lm CRI97 60° Casambi	875K03XX2Q02	875K03XX9F02	incl. PSU	220-240V	20,1	1625	81	97
Linea 185 LV 2700K 1625Lm CRI97 80° No dim	875K03XX2W02	875K03XX9M02	incl. PSU	220-240V	20,1	1625	81	97
Linea 185 LV 2700K 1625Lm CRI97 80° Triac	875K03XX2R02	875K03XX9G02	incl. PSU	220-240V	20,1	1625	81	97
Linea 185 LV 2700K 1625Lm CRI97 80° 1-10V & Push	875K03XX2Z02	875K03XX9V02	incl. PSU	220-240V	20,1	1625	81	97
Linea 185 LV 2700K 1625Lm CRI97 80° Dali	875K03XX2S02	875K03XX9H02	incl. PSU	220-240V	20,1	1625	81	97
Linea 185 LV 2700K 1625Lm CRI97 80° Casambi	875K03XX2T02	875K03XX9J02	incl. PSU	220-240V	20,1	1625	81	97

ITEM SPECIFICATIONS (PART B)

Description	R9	Rf	Rg	R15	UGR	Pf	Ripple	Inrush	B16A
Linea 185 LV 2700K 1625Lm CRI97 24° No dim	93	96	103	99	16.7	0.95	<3%	5A 50µS	50 pcs
Linea 185 LV 2700K 1625Lm CRI97 24° Triac	93	96	103	99	16.7	0.95	<3%	2A 50µS	50 pcs
Linea 185 LV 2700K 1625Lm CRI97 24° 1-10V & Push	93	96	103	99	16.7	0.95	<3%	5A 50µS	50 pcs
Linea 185 LV 2700K 1625Lm CRI97 24° Dali	93	96	103	99	16.7	0.95	<3%	5A 50µS	50 pcs
Linea 185 LV 2700K 1625Lm CRI97 24° Casambi	93	96	103	99	16.7	0.95	<3%	5A 50µS	50 pcs
Linea 185 LV 2700K 1625Lm CRI97 60° No dim	93	96	103	99	17.5	0.95	<3%	5A 50µS	50 pcs
Linea 185 LV 2700K 1625Lm CRI97 60° Triac	93	96	103	99	17.5	0.95	<3%	2A 50µS	50 pcs
Linea 185 LV 2700K 1625Lm CRI97 60° 1-10V & Push	93	96	103	99	17.5	0.95	<3%	5A 50µS	50 pcs
Linea 185 LV 2700K 1625Lm CRI97 60° Dali	93	96	103	99	17.5	0.95	<3%	5A 50µS	50 pcs
Linea 185 LV 2700K 1625Lm CRI97 60° Casambi	93	96	103	99	17.5	0.95	<3%	5A 50µS	50 pcs
Linea 185 LV 2700K 1625Lm CRI97 80° No dim	93	96	103	99	22.0	0.95	<3%	5A 50µS	50 pcs
Linea 185 LV 2700K 1625Lm CRI97 80° Triac	93	96	103	99	22.0	0.95	<3%	2A 50µS	50 pcs
Linea 185 LV 2700K 1625Lm CRI97 80° 1-10V & Push	93	96	103	99	22.0	0.95	<3%	5A 50µS	50 pcs
Linea 185 LV 2700K 1625Lm CRI97 80° Dali	93	96	103	99	22.0	0.95	<3%	5A 50µS	50 pcs
Linea 185 LV 2700K 1625Lm CRI97 80° Casambi	93	96	103	99	22.0	0.95	<3%	5A 50µS	50 pcs


ITEM SPECIFICATIONS (PART C)

Description	Safety class	Energy class	Weight	Dimensions single carton	Quantity per carton	Expected lifespan B10 reported (25°C)		
						L70B10	L80B10	L90B10
Linea 185 LV 2700K 1625Lm CRI97	II	F	880 gr	233x233x85 mm	20 pcs	>60.500 hrs	>60.500 hrs	>60.500 hrs

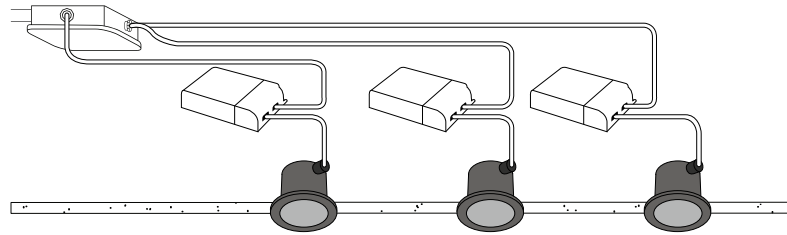
All values are measured at 230V (+/- 7%)

LINEA 185 LV

Downlight incl. PSU



2700K CRI97 2050LM



ITEM SPECIFICATIONS (PART A)

Description	Item code GS	Item code WS	Extra	Input	W	Lm	Lm/W	CRI (typ.)
Linea 185 LV 2700K 2050Lm CRI97 24° No dim	875N03XX2U02	875N03XX9K02	incl. PSU	220-240V	26,0	2050	79	97
Linea 185 LV 2700K 2050Lm CRI97 24° 1-10V & Push	875N03XX2X02	875N03XX9T02	incl. PSU	220-240V	26,0	2050	79	97
Linea 185 LV 2700K 2050Lm CRI97 24° Dali	875N03XX2L02	875N03XX9B02	incl. PSU	220-240V	26,0	2050	79	97
Linea 185 LV 2700K 2050Lm CRI97 24° Casambi	875N03XX2M02	875N03XX9C02	incl. PSU	220-240V	26,0	2050	79	97
Linea 185 LV 2700K 2050Lm CRI97 60° No dim	875N03XX2V02	875N03XX9L02	incl. PSU	220-240V	26,0	2050	79	97
Linea 185 LV 2700K 2050Lm CRI97 60° 1-10V & Push	875N03XX2Y02	875N03XX9U02	incl. PSU	220-240V	26,0	2050	79	97
Linea 185 LV 2700K 2050Lm CRI97 60° Dali	875N03XX2P02	875N03XX9E02	incl. PSU	220-240V	26,0	2050	79	97
Linea 185 LV 2700K 2050Lm CRI97 60° Casambi	875N03XX2Q02	875N03XX9F02	incl. PSU	220-240V	26,0	2050	79	97
Linea 185 LV 2700K 2050Lm CRI97 80° No dim	875N03XX2W02	875N03XX9M02	incl. PSU	220-240V	26,0	2050	79	97
Linea 185 LV 2700K 2050Lm CRI97 80° 1-10V & Push	875N03XX2Z02	875N03XX9V02	incl. PSU	220-240V	26,0	2050	79	97
Linea 185 LV 2700K 2050Lm CRI97 80° Dali	875N03XX2S02	875N03XX9H02	incl. PSU	220-240V	26,0	2050	79	97
Linea 185 LV 2700K 2050Lm CRI97 80° Casambi	875N03XX2T02	875N03XX9J02	incl. PSU	220-240V	26,0	2050	79	97

ITEM SPECIFICATIONS (PART B)

Description	R9	Rf	Rg	RI5	UGR	Pf	Ripple	Inrush	B16A
Linea 185 LV 2700K 2050Lm CRI97 24° No dim	93	96	103	99	17.5	0.95	<3%	5A 50µS	50 pcs
Linea 185 LV 2700K 2050Lm CRI97 24° 1-10V & Push	93	96	103	99	17.5	0.95	<3%	5A 50µS	50 pcs
Linea 185 LV 2700K 2050Lm CRI97 24° Dali	93	96	103	99	17.5	0.95	<3%	5A 50µS	50 pcs
Linea 185 LV 2700K 2050Lm CRI97 24° Casambi	93	96	103	99	17.5	0.95	<3%	5A 50µS	50 pcs
Linea 185 LV 2700K 2050Lm CRI97 60° No dim	93	96	103	99	18.3	0.95	<3%	5A 50µS	50 pcs
Linea 185 LV 2700K 2050Lm CRI97 60° 1-10V & Push	93	96	103	99	18.3	0.95	<3%	5A 50µS	50 pcs
Linea 185 LV 2700K 2050Lm CRI97 60° Dali	93	96	103	99	18.3	0.95	<3%	5A 50µS	50 pcs
Linea 185 LV 2700K 2050Lm CRI97 60° Casambi	93	96	103	99	18.3	0.95	<3%	5A 50µS	50 pcs
Linea 185 LV 2700K 2050Lm CRI97 80° No dim	93	96	103	99	22.8	0.95	<3%	5A 50µS	50 pcs
Linea 185 LV 2700K 2050Lm CRI97 80° 1-10V & Push	93	96	103	99	22.8	0.95	<3%	5A 50µS	50 pcs
Linea 185 LV 2700K 2050Lm CRI97 80° Dali	93	96	103	99	22.8	0.95	<3%	5A 50µS	50 pcs
Linea 185 LV 2700K 2050Lm CRI97 80° Casambi	93	96	103	99	22.8	0.95	<3%	5A 50µS	50 pcs

ITEM SPECIFICATIONS (PART C)

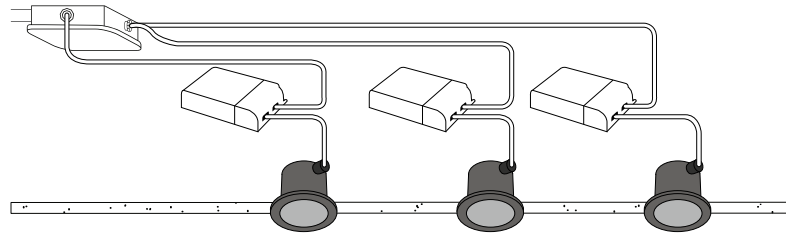

Description	Safety class	Energy class	Weight	Dimensions single carton	Quantity per carton	Expected lifespan B10 reported (25°C)		
						L70B10	L80B10	L90B10
Linea 185 LV 2700K 2050Lm CRI97	II	F	880 gr	233x233x85 mm	20 pcs	>60.500 hrs	>60.500 hrs	>60.500 hrs

All values are measured at 230V (+/- 7%)

LINEA 185 LV

3000K CRI97 1250LM

Downlight incl. PSU



ITEM SPECIFICATIONS (PART A)

Description	Item code GS	Item code WS	Extra	Input	W	Lm	Lm/W	CRI (typ.)
Linea 185 LV 3000K 1250Lm CRI97 24° No dim	875B03XX2U02	875B03XX9K02	incl. PSU	220-240V	13,8	1250	91	97
Linea 185 LV 3000K 1250Lm CRI97 24° Triac	875B03XX2K02	875B03XX9A02	incl. PSU	220-240V	13,8	1250	91	97
Linea 185 LV 3000K 1250Lm CRI97 24° 1-10V & Push	875B03XX2X02	875B03XX9T02	incl. PSU	220-240V	13,8	1250	91	97
Linea 185 LV 3000K 1250Lm CRI97 24° Dali	875B03XX2L02	875B03XX9B02	incl. PSU	220-240V	13,8	1250	91	97
Linea 185 LV 3000K 1250Lm CRI97 24° Casambi	875B03XX2M02	875B03XX9C02	incl. PSU	220-240V	13,8	1250	91	97
Linea 185 LV 3000K 1250Lm CRI97 60° No dim	875B03XX2V02	875B03XX9L02	incl. PSU	220-240V	13,8	1250	91	97
Linea 185 LV 3000K 1250Lm CRI97 60° Triac	875B03XX2N02	875B03XX9D02	incl. PSU	220-240V	13,8	1250	91	97
Linea 185 LV 3000K 1250Lm CRI97 60° 1-10V & Push	875B03XX2Y02	875B03XX9U02	incl. PSU	220-240V	13,8	1250	91	97
Linea 185 LV 3000K 1250Lm CRI97 60° Dali	875B03XX2P02	875B03XX9E02	incl. PSU	220-240V	13,8	1250	91	97
Linea 185 LV 3000K 1250Lm CRI97 60° Casambi	875B03XX2Q02	875B03XX9F02	incl. PSU	220-240V	13,8	1250	91	97
Linea 185 LV 3000K 1250Lm CRI97 80° No dim	875B03XX2W02	875B03XX9M02	incl. PSU	220-240V	13,8	1250	91	97
Linea 185 LV 3000K 1250Lm CRI97 80° Triac	875B03XX2R02	875B03XX9G02	incl. PSU	220-240V	13,8	1250	91	97
Linea 185 LV 3000K 1250Lm CRI97 80° 1-10V & Push	875B03XX2Z02	875B03XX9V02	incl. PSU	220-240V	13,8	1250	91	97
Linea 185 LV 3000K 1250Lm CRI97 80° Dali	875B03XX2S02	875B03XX9H02	incl. PSU	220-240V	13,8	1250	91	97
Linea 185 LV 3000K 1250Lm CRI97 80° Casambi	875B03XX2T02	875B03XX9J02	incl. PSU	220-240V	13,8	1250	91	97

ITEM SPECIFICATIONS (PART B)

Description	R9	Rf	Rg	R15	UGR	Pf	Ripple	Inrush	B16A
Linea 185 LV 3000K 1250Lm CRI97 24° No dim	96	95	103	100	15.8	0.95	<3%	5A 50µS	50 pcs
Linea 185 LV 3000K 1250Lm CRI97 24° Triac	96	95	103	100	15.8	0.95	<3%	2A 50µS	50 pcs
Linea 185 LV 3000K 1250Lm CRI97 24° 1-10V & Push	96	95	103	100	15.8	0.95	<3%	5A 50µS	50 pcs
Linea 185 LV 3000K 1250Lm CRI97 24° Dali	96	95	103	100	15.8	0.95	<3%	5A 50µS	50 pcs
Linea 185 LV 3000K 1250Lm CRI97 24° Casambi	96	95	103	100	15.8	0.95	<3%	5A 50µS	50 pcs
Linea 185 LV 3000K 1250Lm CRI97 60° No dim	96	95	103	100	16.6	0.95	<3%	5A 50µS	50 pcs
Linea 185 LV 3000K 1250Lm CRI97 60° Triac	96	95	103	100	16.6	0.95	<3%	2A 50µS	50 pcs
Linea 185 LV 3000K 1250Lm CRI97 60° 1-10V & Push	96	95	103	100	16.6	0.95	<3%	5A 50µS	50 pcs
Linea 185 LV 3000K 1250Lm CRI97 60° Dali	96	95	103	100	16.6	0.95	<3%	5A 50µS	50 pcs
Linea 185 LV 3000K 1250Lm CRI97 60° Casambi	96	95	103	100	16.6	0.95	<3%	5A 50µS	50 pcs
Linea 185 LV 3000K 1250Lm CRI97 80° No dim	96	95	103	100	21.1	0.95	<3%	5A 50µS	50 pcs
Linea 185 LV 3000K 1250Lm CRI97 80° Triac	96	95	103	100	21.1	0.95	<3%	2A 50µS	50 pcs
Linea 185 LV 3000K 1250Lm CRI97 80° 1-10V & Push	96	95	103	100	21.1	0.95	<3%	5A 50µS	50 pcs
Linea 185 LV 3000K 1250Lm CRI97 80° Dali	96	95	103	100	21.1	0.95	<3%	5A 50µS	50 pcs
Linea 185 LV 3000K 1250Lm CRI97 80° Casambi	96	95	103	100	21.1	0.95	<3%	5A 50µS	50 pcs

ITEM SPECIFICATIONS (PART C)

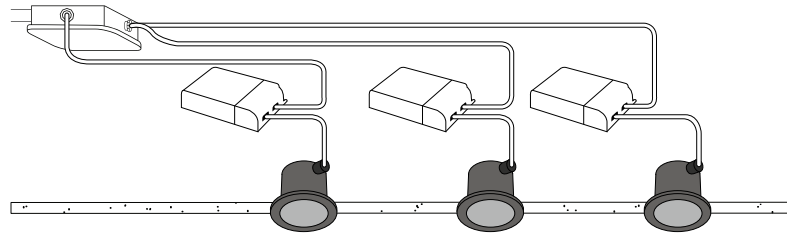

Description	Safety class	Energy class	Weight	Dimensions single carton	Quantity per carton	Expected lifespan B10 reported (25°C)		
						L70B10	L80B10	L90B10
Linea 185 LV 3000K 1250Lm CRI97	II	F	880 gr	233x233x85 mm	20 pcs	>60.500 hrs	>60.500 hrs	>60.500 hrs

All values are measured at 230V (+/- 7%)

LINEA 185 LV

3000K CRI97 1800LM

Downlight incl. PSU



ITEM SPECIFICATIONS (PART A)

Description	Item code GS	Item code WS	Extra	Input	W	Lm	Lm/W	CRI (typ.)
Linea 185 LV 3000K 1800Lm CRI97 24° No dim	875L03XX2U02	875L03XX9K02	incl. PSU	220-240V	20,1	1800	89	97
Linea 185 LV 3000K 1800Lm CRI97 24° Triac	875L03XX2K02	875L03XX9A02	incl. PSU	220-240V	20,1	1800	89	97
Linea 185 LV 3000K 1800Lm CRI97 24° 1-10V & Push	875L03XX2X02	875L03XX9T02	incl. PSU	220-240V	20,1	1800	89	97
Linea 185 LV 3000K 1800Lm CRI97 24° Dali	875L03XX2L02	875L03XX9B02	incl. PSU	220-240V	20,1	1800	89	97
Linea 185 LV 3000K 1800Lm CRI97 24° Casambi	875L03XX2M02	875L03XX9C02	incl. PSU	220-240V	20,1	1800	89	97
Linea 185 LV 3000K 1800Lm CRI97 60° No dim	875L03XX2V02	875L03XX9L02	incl. PSU	220-240V	20,1	1800	89	97
Linea 185 LV 3000K 1800Lm CRI97 60° Triac	875L03XX2N02	875L03XX9D02	incl. PSU	220-240V	20,1	1800	89	97
Linea 185 LV 3000K 1800Lm CRI97 60° 1-10V & Push	875L03XX2Y02	875L03XX9U02	incl. PSU	220-240V	20,1	1800	89	97
Linea 185 LV 3000K 1800Lm CRI97 60° Dali	875L03XX2P02	875L03XX9E02	incl. PSU	220-240V	20,1	1800	89	97
Linea 185 LV 3000K 1800Lm CRI97 60° Casambi	875L03XX2Q02	875L03XX9F02	incl. PSU	220-240V	20,1	1800	89	97
Linea 185 LV 3000K 1800Lm CRI97 80° No dim	875L03XX2W02	875L03XX9M02	incl. PSU	220-240V	20,1	1800	89	97
Linea 185 LV 3000K 1800Lm CRI97 80° Triac	875L03XX2R02	875L03XX9G02	incl. PSU	220-240V	20,1	1800	89	97
Linea 185 LV 3000K 1800Lm CRI97 80° 1-10V & Push	875L03XX2Z02	875L03XX9V02	incl. PSU	220-240V	20,1	1800	89	97
Linea 185 LV 3000K 1800Lm CRI97 80° Dali	875L03XX2S02	875L03XX9H02	incl. PSU	220-240V	20,1	1800	89	97
Linea 185 LV 3000K 1800Lm CRI97 80° Casambi	875L03XX2T02	875L03XX9J02	incl. PSU	220-240V	20,1	1800	89	97

ITEM SPECIFICATIONS (PART B)

Description	R9	Rf	Rg	R15	UGR	Pf	Ripple	Inrush	B16A
Linea 185 LV 3000K 1800Lm CRI97 24° No dim	96	95	103	100	17.0	0.95	<3%	5A 50µS	50 pcs
Linea 185 LV 3000K 1800Lm CRI97 24° Triac	96	95	103	100	17.0	0.95	<3%	2A 50µS	50 pcs
Linea 185 LV 3000K 1800Lm CRI97 24° 1-10V & Push	96	95	103	100	17.0	0.95	<3%	5A 50µS	50 pcs
Linea 185 LV 3000K 1800Lm CRI97 24° Dali	96	95	103	100	17.0	0.95	<3%	5A 50µS	50 pcs
Linea 185 LV 3000K 1800Lm CRI97 24° Casambi	96	95	103	100	17.0	0.95	<3%	5A 50µS	50 pcs
Linea 185 LV 3000K 1800Lm CRI97 60° No dim	96	95	103	100	17.9	0.95	<3%	5A 50µS	50 pcs
Linea 185 LV 3000K 1800Lm CRI97 60° Triac	96	95	103	100	17.9	0.95	<3%	2A 50µS	50 pcs
Linea 185 LV 3000K 1800Lm CRI97 60° 1-10V & Push	96	95	103	100	17.9	0.95	<3%	5A 50µS	50 pcs
Linea 185 LV 3000K 1800Lm CRI97 60° Dali	96	95	103	100	17.9	0.95	<3%	5A 50µS	50 pcs
Linea 185 LV 3000K 1800Lm CRI97 60° Casambi	96	95	103	100	17.9	0.95	<3%	5A 50µS	50 pcs
Linea 185 LV 3000K 1800Lm CRI97 80° No dim	96	95	103	100	22.3	0.95	<3%	5A 50µS	50 pcs
Linea 185 LV 3000K 1800Lm CRI97 80° Triac	96	95	103	100	22.3	0.95	<3%	2A 50µS	50 pcs
Linea 185 LV 3000K 1800Lm CRI97 80° 1-10V & Push	96	95	103	100	22.3	0.95	<3%	5A 50µS	50 pcs
Linea 185 LV 3000K 1800Lm CRI97 80° Dali	96	95	103	100	22.3	0.95	<3%	5A 50µS	50 pcs
Linea 185 LV 3000K 1800Lm CRI97 80° Casambi	96	95	103	100	22.3	0.95	<3%	5A 50µS	50 pcs

ITEM SPECIFICATIONS (PART C)

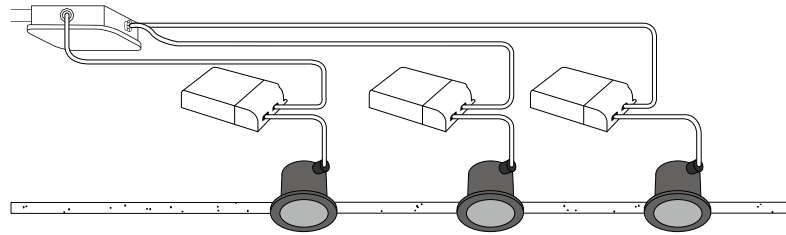

Description	Safety class	Energy class	Weight	Dimensions single carton	Quantity per carton	Expected lifespan B10 reported (25°C)		
						L70B10	L80B10	L90B10
Linea 185 LV 3000K 1800Lm CRI97	II	F	880 gr	233x233x85 mm	20 pcs	>60.500 hrs	>60.500 hrs	>60.500 hrs

All values are measured at 230V (+/- 7%)

LINEA 185 LV

3000K CRI97 2250LM

Downlight incl. PSU



ITEM SPECIFICATIONS (PART A)

Description	Item code GS	Item code WS	Extra	Input	W	Lm	Lm/W	CRI (typ.)
Linea 185 LV 3000K 2250Lm CRI97 24° No dim	875P03XX2U02	875P03XX9K02	incl. PSU	220-240V	26,0	2250	86	97
Linea 185 LV 3000K 2250Lm CRI97 24° 1-10V & Push	875P03XX2X02	875P03XX9T02	incl. PSU	220-240V	26,0	2250	86	97
Linea 185 LV 3000K 2250Lm CRI97 24° Dali	875P03XX2L02	875P03XX9B02	incl. PSU	220-240V	26,0	2250	86	97
Linea 185 LV 3000K 2250Lm CRI97 24° Casambi	875P03XX2M02	875P03XX9C02	incl. PSU	220-240V	26,0	2250	86	97
Linea 185 LV 3000K 2250Lm CRI97 60° No dim	875P03XX2V02	875P03XX9L02	incl. PSU	220-240V	26,0	2250	86	97
Linea 185 LV 3000K 2250Lm CRI97 60° 1-10V & Push	875P03XX2Y02	875P03XX9U02	incl. PSU	220-240V	26,0	2250	86	97
Linea 185 LV 3000K 2250Lm CRI97 60° Dali	875P03XX2P02	875P03XX9E02	incl. PSU	220-240V	26,0	2250	86	97
Linea 185 LV 3000K 2250Lm CRI97 60° Casambi	875P03XX2Q02	875P03XX9F02	incl. PSU	220-240V	26,0	2250	86	97
Linea 185 LV 3000K 2250Lm CRI97 80° No dim	875P03XX2W02	875P03XX9M02	incl. PSU	220-240V	26,0	2250	86	97
Linea 185 LV 3000K 2250Lm CRI97 80° 1-10V & Push	875P03XX2Z02	875P03XX9V02	incl. PSU	220-240V	26,0	2250	86	97
Linea 185 LV 3000K 2250Lm CRI97 80° Dali	875P03XX2S02	875P03XX9H02	incl. PSU	220-240V	26,0	2250	86	97
Linea 185 LV 3000K 2250Lm CRI97 80° Casambi	875P03XX2T02	875P03XX9J02	incl. PSU	220-240V	26,0	2250	86	97

ITEM SPECIFICATIONS (PART B)

Description	R9	Rf	Rg	R15	UGR	Pf	Ripple	Inrush	B16A
Linea 185 LV 3000K 2250Lm CRI97 24° No dim	96	95	103	100	17.8	0.95	<3%	5A 50µS	50 pcs
Linea 185 LV 3000K 2250Lm CRI97 24° 1-10V & Push	96	95	103	100	17.8	0.95	<3%	5A 50µS	50 pcs
Linea 185 LV 3000K 2250Lm CRI97 24° Dali	96	95	103	100	17.8	0.95	<3%	5A 50µS	50 pcs
Linea 185 LV 3000K 2250Lm CRI97 24° Casambi	96	95	103	100	17.8	0.95	<3%	5A 50µS	50 pcs
Linea 185 LV 3000K 2250Lm CRI97 60° No dim	96	95	103	100	18.7	0.95	<3%	5A 50µS	50 pcs
Linea 185 LV 3000K 2250Lm CRI97 60° 1-10V & Push	96	95	103	100	18.7	0.95	<3%	5A 50µS	50 pcs
Linea 185 LV 3000K 2250Lm CRI97 60° Dali	96	95	103	100	18.7	0.95	<3%	5A 50µS	50 pcs
Linea 185 LV 3000K 2250Lm CRI97 60° Casambi	96	95	103	100	18.7	0.95	<3%	5A 50µS	50 pcs
Linea 185 LV 3000K 2250Lm CRI97 80° No dim	96	95	103	100	23.1	0.95	<3%	5A 50µS	50 pcs
Linea 185 LV 3000K 2250Lm CRI97 80° 1-10V & Push	96	95	103	100	23.1	0.95	<3%	5A 50µS	50 pcs
Linea 185 LV 3000K 2250Lm CRI97 80° Dali	96	95	103	100	23.1	0.95	<3%	5A 50µS	50 pcs
Linea 185 LV 3000K 2250Lm CRI97 80° Casambi	96	95	103	100	23.1	0.95	<3%	5A 50µS	50 pcs


ITEM SPECIFICATIONS (PART C)

Description	Safety class	Energy class	Weight	Dimensions single carton	Quantity per carton	Expected lifespan B10 reported (25°C)		
						L70B10	L80B10	L90B10
Linea 185 LV 3000K 2250Lm CRI97	II	F	880 gr	233x233x85 mm	20 pcs	>60.500 hrs	>60.500 hrs	>60.500 hrs

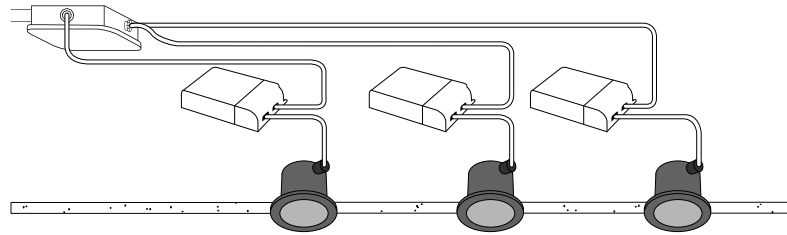
All values are measured at 230V (+/- 7%)

LINEA 185

Downlight incl. PSU



4000K CRI97 1350LM



ITEM SPECIFICATIONS (PART A)

Description	Item code GS	Item code WS	Extra	Input	W	Lm	Lm/W	CRI (typ.)
Linea 185 LV 4000K 1350Lm CRI97 24° No dim	875G03XX2U02	875G03XX9K02	incl. PSU	220-240V	13,8	1350	98	97
Linea 185 LV 4000K 1350Lm CRI97 24° Triac	875G03XX2K02	875G03XX9A02	incl. PSU	220-240V	13,8	1350	98	97
Linea 185 LV 4000K 1350Lm CRI97 24° 1-10V & Push	875G03XX2X02	875G03XX9T02	incl. PSU	220-240V	13,8	1350	98	97
Linea 185 LV 4000K 1350Lm CRI97 24° Dali	875G03XX2L02	875G03XX9B02	incl. PSU	220-240V	13,8	1350	98	97
Linea 185 LV 4000K 1350Lm CRI97 24° Casambi	875G03XX2M02	875G03XX9C02	incl. PSU	220-240V	13,8	1350	98	97
Linea 185 LV 4000K 1350Lm CRI97 60° No dim	875G03XX2V02	875G03XX9L02	incl. PSU	220-240V	13,8	1350	98	97
Linea 185 LV 4000K 1350Lm CRI97 60° Triac	875G03XX2N02	875G03XX9D02	incl. PSU	220-240V	13,8	1350	98	97
Linea 185 LV 4000K 1350Lm CRI97 60° 1-10V & Push	875G03XX2Y02	875G03XX9U02	incl. PSU	220-240V	13,8	1350	98	97
Linea 185 LV 4000K 1350Lm CRI97 60° Dali	875G03XX2P02	875G03XX9E02	incl. PSU	220-240V	13,8	1350	98	97
Linea 185 LV 4000K 1350Lm CRI97 60° Casambi	875G03XX2Q02	875G03XX9F02	incl. PSU	220-240V	13,8	1350	98	97
Linea 185 LV 4000K 1350Lm CRI97 80° No dim	875G03XX2W02	875G03XX9M02	incl. PSU	220-240V	13,8	1350	98	97
Linea 185 LV 4000K 1350Lm CRI97 80° Triac	875G03XX2R02	875G03XX9G02	incl. PSU	220-240V	13,8	1350	98	97
Linea 185 LV 4000K 1350Lm CRI97 80° 1-10V & Push	875G03XX2Z02	875G03XX9V02	incl. PSU	220-240V	13,8	1350	98	97
Linea 185 LV 4000K 1350Lm CRI97 80° Dali	875G03XX2S02	875G03XX9H02	incl. PSU	220-240V	13,8	1350	98	97
Linea 185 LV 4000K 1350Lm CRI97 80° Casambi	875G03XX2T02	875G03XX9J02	incl. PSU	220-240V	13,8	1350	98	97

ITEM SPECIFICATIONS (PART B)

Description	R9	Rf	Rg	R15	UGR	Pf	Ripple	Inrush	B16A
Linea 185 LV 4000K 1350Lm CRI97 24° No dim	96	95	103	100	16.0	0.95	<3%	5A 50µS	50 pcs
Linea 185 LV 4000K 1350Lm CRI97 24° Triac	96	95	103	100	16.0	0.95	<3%	2A 50µS	50 pcs
Linea 185 LV 4000K 1350Lm CRI97 24° 1-10V & Push	96	95	103	100	16.0	0.95	<3%	5A 50µS	50 pcs
Linea 185 LV 4000K 1350Lm CRI97 24° Dali	96	95	103	100	16.0	0.95	<3%	5A 50µS	50 pcs
Linea 185 LV 4000K 1350Lm CRI97 24° Casambi	96	95	103	100	16.0	0.95	<3%	5A 50µS	50 pcs
Linea 185 LV 4000K 1350Lm CRI97 60° No dim	96	95	103	100	16.9	0.95	<3%	5A 50µS	50 pcs
Linea 185 LV 4000K 1350Lm CRI97 60° Triac	96	95	103	100	16.9	0.95	<3%	2A 50µS	50 pcs
Linea 185 LV 4000K 1350Lm CRI97 60° 1-10V & Push	96	95	103	100	16.9	0.95	<3%	5A 50µS	50 pcs
Linea 185 LV 4000K 1350Lm CRI97 60° Dali	96	95	103	100	16.9	0.95	<3%	5A 50µS	50 pcs
Linea 185 LV 4000K 1350Lm CRI97 60° Casambi	96	95	103	100	16.9	0.95	<3%	5A 50µS	50 pcs
Linea 185 LV 4000K 1350Lm CRI97 80° No dim	96	95	103	100	21.3	0.95	<3%	5A 50µS	50 pcs
Linea 185 LV 4000K 1350Lm CRI97 80° Triac	96	95	103	100	21.3	0.95	<3%	2A 50µS	50 pcs
Linea 185 LV 4000K 1350Lm CRI97 80° 1-10V & Push	96	95	103	100	21.3	0.95	<3%	5A 50µS	50 pcs
Linea 185 LV 4000K 1350Lm CRI97 80° Dali	96	95	103	100	21.3	0.95	<3%	5A 50µS	50 pcs
Linea 185 LV 4000K 1350Lm CRI97 80° Casambi	96	95	103	100	21.3	0.95	<3%	5A 50µS	50 pcs

ITEM SPECIFICATIONS (PART C)

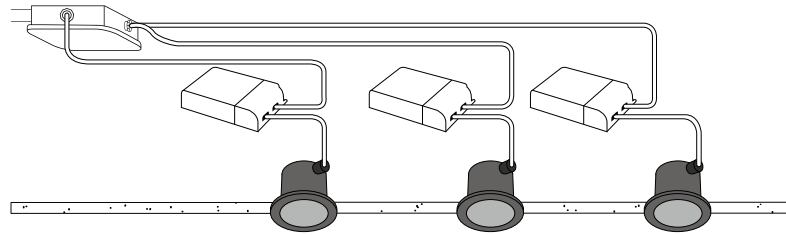

Description	Safety class	Energy class	Weight	Dimensions single carton	Quantity per carton	Expected lifespan B10 reported (25°C)		
						L70B10	L80B10	L90B10
Linea 185 LV 4000K 1350Lm CRI97	II	E	880 gr	233x233x85 mm	20 pcs	>60.500 hrs	>60.500 hrs	>60.500 hrs

All values are measured at 230V (+/- 7%)

LINEA 185 LV

4000K CRI97 1925LM

Downlight incl. PSU



ITEM SPECIFICATIONS (PART A)

Description	Item code GS	Item code WS	Extra	Input	W	Lm	Lm/W	CRI (typ.)
Linea 185 LV 4000K 1925Lm CRI97 24° No dim	875M03XX2U02	875M03XX9K02	incl. PSU	220-240V	20,1	1925	96	97
Linea 185 LV 4000K 1925Lm CRI97 24° Triac	875M03XX2K02	875M03XX9A02	incl. PSU	220-240V	20,1	1925	96	97
Linea 185 LV 4000K 1925Lm CRI97 24° 1-10V & Push	875M03XX2X02	875M03XX9T02	incl. PSU	220-240V	20,1	1925	96	97
Linea 185 LV 4000K 1925Lm CRI97 24° Dali	875M03XX2L02	875M03XX9B02	incl. PSU	220-240V	20,1	1925	96	97
Linea 185 LV 4000K 1925Lm CRI97 24° Casambi	875M03XX2M02	875M03XX9C02	incl. PSU	220-240V	20,1	1925	96	97
Linea 185 LV 4000K 1925Lm CRI97 60° No dim	875M03XX2V02	875M03XX9L02	incl. PSU	220-240V	20,1	1925	96	97
Linea 185 LV 4000K 1925Lm CRI97 60° Triac	875M03XX2N02	875M03XX9D02	incl. PSU	220-240V	20,1	1925	96	97
Linea 185 LV 4000K 1925Lm CRI97 60° 1-10V & Push	875M03XX2Y02	875M03XX9U02	incl. PSU	220-240V	20,1	1925	96	97
Linea 185 LV 4000K 1925Lm CRI97 60° Dali	875M03XX2P02	875M03XX9E02	incl. PSU	220-240V	20,1	1925	96	97
Linea 185 LV 4000K 1925Lm CRI97 60° Casambi	875M03XX2Q02	875M03XX9F02	incl. PSU	220-240V	20,1	1925	96	97
Linea 185 LV 4000K 1925Lm CRI97 80° No dim	875M03XX2W02	875M03XX9M02	incl. PSU	220-240V	20,1	1925	96	97
Linea 185 LV 4000K 1925Lm CRI97 80° Triac	875M03XX2R02	875M03XX9G02	incl. PSU	220-240V	20,1	1925	96	97
Linea 185 LV 4000K 1925Lm CRI97 80° 1-10V & Push	875M03XX2Z02	875M03XX9V02	incl. PSU	220-240V	20,1	1925	96	97
Linea 185 LV 4000K 1925Lm CRI97 80° Dali	875M03XX2S02	875M03XX9H02	incl. PSU	220-240V	20,1	1925	96	97
Linea 185 LV 4000K 1925Lm CRI97 80° Casambi	875M03XX2T02	875M03XX9J02	incl. PSU	220-240V	20,1	1925	96	97

ITEM SPECIFICATIONS (PART B)

Description	R9	Rf	Rg	R15	UGR	Pf	Ripple	Inrush	B16A
Linea 185 LV 4000K 1925Lm CRI97 24° No dim	96	95	103	100	17.3	0.95	<3%	5A 50µS	50 pcs
Linea 185 LV 4000K 1925Lm CRI97 24° Triac	96	95	103	100	17.3	0.95	<3%	2A 50µS	50 pcs
Linea 185 LV 4000K 1925Lm CRI97 24° 1-10V & Push	96	95	103	100	17.3	0.95	<3%	5A 50µS	50 pcs
Linea 185 LV 4000K 1925Lm CRI97 24° Dali	96	95	103	100	17.3	0.95	<3%	5A 50µS	50 pcs
Linea 185 LV 4000K 1925Lm CRI97 24° Casambi	96	95	103	100	17.3	0.95	<3%	5A 50µS	50 pcs
Linea 185 LV 4000K 1925Lm CRI97 60° No dim	96	95	103	100	18.1	0.95	<3%	5A 50µS	50 pcs
Linea 185 LV 4000K 1925Lm CRI97 60° Triac	96	95	103	100	18.1	0.95	<3%	2A 50µS	50 pcs
Linea 185 LV 4000K 1925Lm CRI97 60° 1-10V & Push	96	95	103	100	18.1	0.95	<3%	5A 50µS	50 pcs
Linea 185 LV 4000K 1925Lm CRI97 60° Dali	96	95	103	100	18.1	0.95	<3%	5A 50µS	50 pcs
Linea 185 LV 4000K 1925Lm CRI97 60° Casambi	96	95	103	100	18.1	0.95	<3%	5A 50µS	50 pcs
Linea 185 LV 4000K 1925Lm CRI97 80° No dim	96	95	103	100	22.6	0.95	<3%	5A 50µS	50 pcs
Linea 185 LV 4000K 1925Lm CRI97 80° Triac	96	95	103	100	22.6	0.95	<3%	2A 50µS	50 pcs
Linea 185 LV 4000K 1925Lm CRI97 80° 1-10V & Push	96	95	103	100	22.6	0.95	<3%	5A 50µS	50 pcs
Linea 185 LV 4000K 1925Lm CRI97 80° Dali	96	95	103	100	22.6	0.95	<3%	5A 50µS	50 pcs
Linea 185 LV 4000K 1925Lm CRI97 80° Casambi	96	95	103	100	22.6	0.95	<3%	5A 50µS	50 pcs


ITEM SPECIFICATIONS (PART C)

Description	Safety class	Energy class	Weight	Dimensions single carton	Quantity per carton	Expected lifespan B10 reported (25°C)		
						L70B10	L80B10	L90B10
Linea 185 LV 4000K 1925Lm CRI97	II	E	880 gr	233x233x85 mm	20 pcs	>60.500 hrs	>60.500 hrs	>60.500 hrs

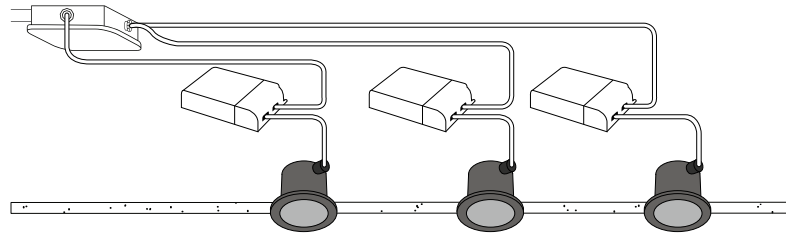
All values are measured at 230V (+/- 7%)

LINEA 185

Downlight incl. PSU



4000K CRI97 2400LM



ITEM SPECIFICATIONS (PART A)

Description	Item code GS	Item code WS	Extra	Input	W	Lm	Lm/W	CRI (typ.)
Linea 185 LV 4000K 2400Lm CRI97 24° No dim	875Q03XX2U02	875Q03XX9K02	incl. PSU	220-240V	26,0	2400	92	97
Linea 185 LV 4000K 2400Lm CRI97 24° 1-10V & Push	875Q03XX2X02	875Q03XX9T02	incl. PSU	220-240V	26,0	2400	92	97
Linea 185 LV 4000K 2400Lm CRI97 24° Dali	875Q03XX2L02	875Q03XX9B02	incl. PSU	220-240V	26,0	2400	92	97
Linea 185 LV 4000K 2400Lm CRI97 24° Casambi	875Q03XX2M02	875Q03XX9C02	incl. PSU	220-240V	26,0	2400	92	97
Linea 185 LV 4000K 2400Lm CRI97 60° No dim	875Q03XX2V02	875Q03XX9L02	incl. PSU	220-240V	26,0	2400	92	97
Linea 185 LV 4000K 2400Lm CRI97 60° 1-10V & Push	875Q03XX2Y02	875Q03XX9U02	incl. PSU	220-240V	26,0	2400	92	97
Linea 185 LV 4000K 2400Lm CRI97 60° Dali	875Q03XX2P02	875Q03XX9E02	incl. PSU	220-240V	26,0	2400	92	97
Linea 185 LV 4000K 2400Lm CRI97 60° Casambi	875Q03XX2Q02	875Q03XX9F02	incl. PSU	220-240V	26,0	2400	92	97
Linea 185 LV 4000K 2400Lm CRI97 80° No dim	875Q03XX2W02	875Q03XX9M02	incl. PSU	220-240V	26,0	2400	92	97
Linea 185 LV 4000K 2400Lm CRI97 80° 1-10V & Push	875Q03XX2Z02	875Q03XX9V02	incl. PSU	220-240V	26,0	2400	92	97
Linea 185 LV 4000K 2400Lm CRI97 80° Dali	875Q03XX2S02	875Q03XX9H02	incl. PSU	220-240V	26,0	2400	92	97
Linea 185 LV 4000K 2400Lm CRI97 80° Casambi	875Q03XX2T02	875Q03XX9J02	incl. PSU	220-240V	26,0	2400	92	97

ITEM SPECIFICATIONS (PART B)

Description	R9	Rf	Rg	R15	UGR	Pf	Ripple	Inrush	B16A
Linea 185 LV 4000K 2400Lm CRI97 24° No dim	96	95	103	100	18.0	0.95	<3%	5A 50µS	50 pcs
Linea 185 LV 4000K 2400Lm CRI97 24° 1-10V & Push	96	95	103	100	18.0	0.95	<3%	5A 50µS	50 pcs
Linea 185 LV 4000K 2400Lm CRI97 24° Dali	96	95	103	100	18.0	0.95	<3%	5A 50µS	50 pcs
Linea 185 LV 4000K 2400Lm CRI97 24° Casambi	96	95	103	100	18.0	0.95	<3%	5A 50µS	50 pcs
Linea 185 LV 4000K 2400Lm CRI97 60° No dim	96	95	103	100	18.9	0.95	<3%	5A 50µS	50 pcs
Linea 185 LV 4000K 2400Lm CRI97 60° 1-10V & Push	96	95	103	100	18.9	0.95	<3%	5A 50µS	50 pcs
Linea 185 LV 4000K 2400Lm CRI97 60° Dali	96	95	103	100	18.9	0.95	<3%	5A 50µS	50 pcs
Linea 185 LV 4000K 2400Lm CRI97 60° Casambi	96	95	103	100	18.9	0.95	<3%	5A 50µS	50 pcs
Linea 185 LV 4000K 2400Lm CRI97 80° No dim	96	95	103	100	23.3	0.95	<3%	5A 50µS	50 pcs
Linea 185 LV 4000K 2400Lm CRI97 80° 1-10V & Push	96	95	103	100	23.3	0.95	<3%	5A 50µS	50 pcs
Linea 185 LV 4000K 2400Lm CRI97 80° Dali	96	95	103	100	23.3	0.95	<3%	5A 50µS	50 pcs
Linea 185 LV 4000K 2400Lm CRI97 80° Casambi	96	95	103	100	23.3	0.95	<3%	5A 50µS	50 pcs


ITEM SPECIFICATIONS (PART C)

Description	Safety class	Energy class	Weight	Dimensions single carton	Quantity per carton	Expected lifespan B10 reported (25°C)		
						L70B10	L80B10	L90B10
Linea 185 LV 4000K 2400Lm CRI97	II	E	880 gr	233x233x85 mm	20 pcs	>60.500 hrs	>60.500 hrs	>60.500 hrs

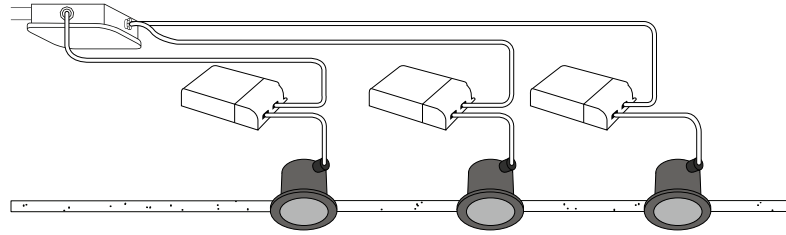
All values are measured at 230V (+/- 7%)

LINEA 185 LV

Downlight incl. PSU



1800-3000K CRI97 1250LM



ITEM SPECIFICATIONS (PART A)

Description	24°			60°			80°		
	Item code		UGR	Item code		UGR	Item code		UGR
	GS	WS		GS	WS		GS	WS	
Linea 185 LV 1800-3000K 1250Lm CRI97 Triac	875E03XX2K02	875E03XX9A02	15.8	875E03XX2N02	875E03XX9D02	16.6	875E03XX2R02	875E03XX9G02	21.1
Linea 185 LV 1800-3000K 1250Lm CRI97 1-10V & Push	875E03XX2X02	875E03XX9T02	15.8	875E03XX2Y02	875E03XX9U02	16.6	875E03XX2Z02	875E03XX9V02	21.1
Linea 185 LV 1800-3000K 1250Lm CRI97 Dali	875E03XX2L02	875E03XX9B02	15.8	875E03XX2P02	875E03XX9E02	16.6	875E03XX2S02	875E03XX9H02	21.1
Linea 185 LV 1800-3000K 1250Lm CRI97 Casambi	875E03XX2M02	875E03XX9C02	15.8	875E03XX2Q02	875E03XX9F02	16.6	875E03XX2T02	875E03XX9J02	21.1

ITEM SPECIFICATIONS (PART B)

Description	CCT	W	Lm	Lm/W	CRI (typ.)	R9	Rf	Rg	mA	Pf	Ripple	Inrush	B16A
Linea 185 LV 1800-3000K 1250Lm CRI97 Triac	100%	3000	13,8	1250	91	97	93	95	102	350	0.95	<3%	2A 50µS 50 pcs
	50%	2500	6,9	625	90	94	90	95	105				
	25%	2200	3,4	300	88	93	94	93	105				
	10%	1800	1,4	125	89	92	97	86	110				
Linea 185 LV 1800-3000K 1250Lm CRI97 1-10V & Push	100%	3000	13,8	1250	91	97	93	95	102	350	0.95	<3%	5A 50µS 50 pcs
	50%	2500	6,9	625	90	94	90	95	105				
	25%	2200	3,4	300	88	93	94	93	105				
	10%	1800	1,4	125	89	92	97	86	110				
Linea 185 LV 1800-3000K 1250Lm CRI97 Dali	100%	3000	13,8	1250	91	97	93	95	102	350	0.95	<3%	5A 50µS 50 pcs
	50%	2500	6,9	625	90	94	90	95	105				
	25%	2200	3,4	300	88	93	94	93	105				
	10%	1800	1,4	125	89	92	97	86	110				
Linea 185 LV 1800-3000K 1250Lm CRI97 Casambi	100%	3000	13,8	1250	91	97	93	95	102	350	0.95	<3%	5A 50µS 50 pcs
	50%	2500	6,9	625	90	94	90	95	105				
	25%	2200	3,4	300	88	93	94	93	105				
	10%	1800	1,4	125	89	92	97	86	110				

ITEM SPECIFICATIONS (PART C)

Description	Safety class	Energy class	Weight	Dimensions single carton	Quantity per carton	Expected lifespan B10 reported (25°C)		
						L70B10	L80B10	L90B10
Linea 185 LV 1800-3000K 1250Lm CRI97	II	G	880 gr	233x233x85 mm	20 pcs	>60.500 hrs	>60.500 hrs	>60.500 hrs

All values are measured at 230V (+/- 7%)

NEW STANDARDS REQUIRE NEW LEDS

TM-30 (new color norm): The Illuminating Engineering Society (IES) has published a new Technical Memorandum – TM-30-15 entitled “IES Method for Evaluating Light Source Color Rendition” – that promises to supplant CRI as a color metric. TM-30 relies on separate fidelity and gamut metrics, as well as a set of color samples that is more representative of real-world objects, as opposed to the pastel samples that were primarily used for the baseline CRI metric that was sometimes called Ra. The new color metric is intended to fairly and accurately characterize both LED-based solid-state lighting (SSL) and legacy sources.



Desaturated

CRI = 80 / R_g = 92



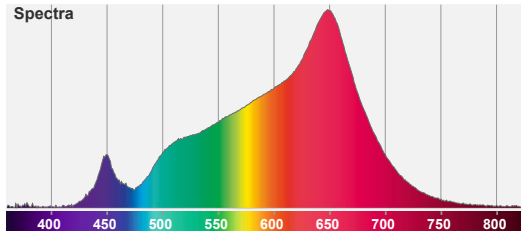
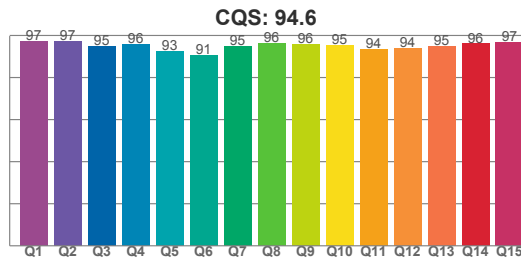
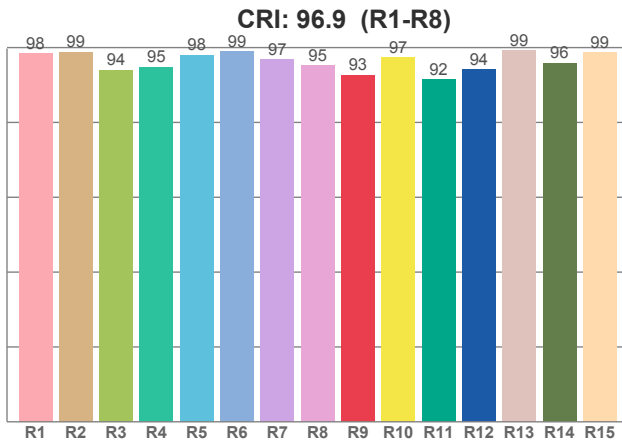
Red-Enhanced

CRI = 98 / R_g = 103

SPECIAL LEDS AVAILABLE

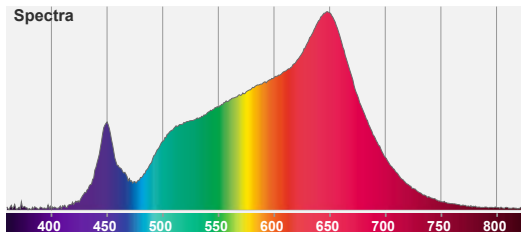
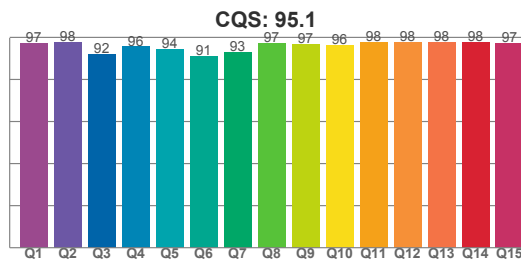
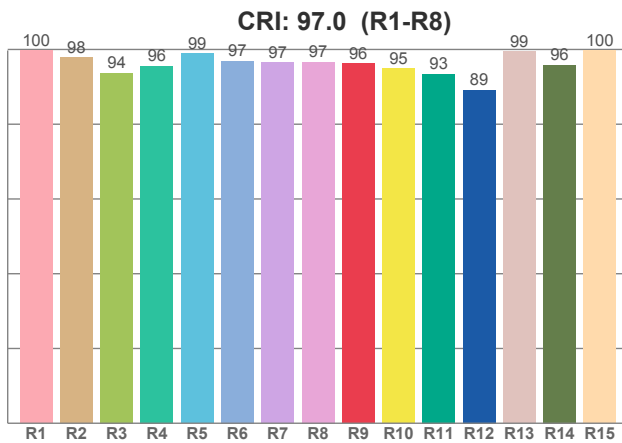
	CCT	CRI	R9	RF	RG	R15	TLCI	DOWNLIGHTS SMALL		DOWNLIGHTS LARGE		DOWNLIGHTS LARGE		ITEM CODE
								MA	LM	MA	LM	MA	LM	
CRI80	2700K	82	5	82	92	75	69	350 mA	1550	700 mA	2900	1200 mA	4800	51-4028-27-1
CRI80	3000K	82	5	81	93	75	66	350 mA	1625	700 mA	3000	1200 mA	5000	51-4028-30-1
CRI80	4000K	82	5	81	93	74	66	350 mA	1700	700 mA	3400	1200 mA	5700	51-4028-40-1
CRI97	2700K	97	93	96	103	99	97	350 mA	1150	800 mA	x	1400 mA	x	50-3031-27
CRI97	3000K	97	96	95	103	100	97	350 mA	1250	800 mA	2500	1400 mA	3750	50-3031-30
CRI97	4000K	97	96	95	103	100	97	350 mA	1350	800 mA	x	1400 mA	x	50-3031-40
CrispWhite	3000K	90	61	87	102	89	83	350 mA	780	900 mA	2300	1400 mA	3550	51-4029-30
Red Meat	1800K	82	81	77	119	95	60	350 mA	515	900 mA	1750	1400 mA	2350	51-4042-00
Bread & Pastries	2700K	92	54	89	96	86	91	350 mA	770	900 mA	2600	1400 mA	3500	51-4045-00

2700K



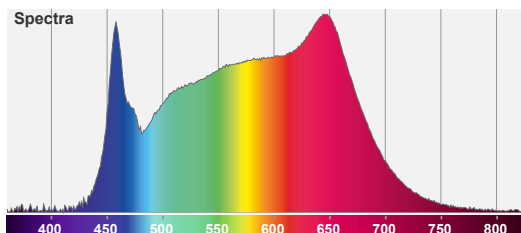
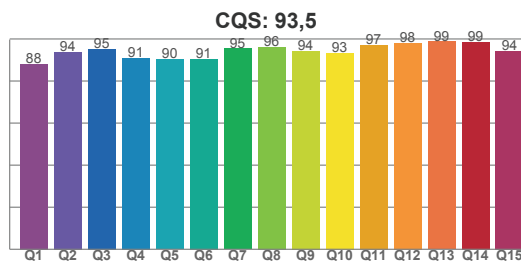
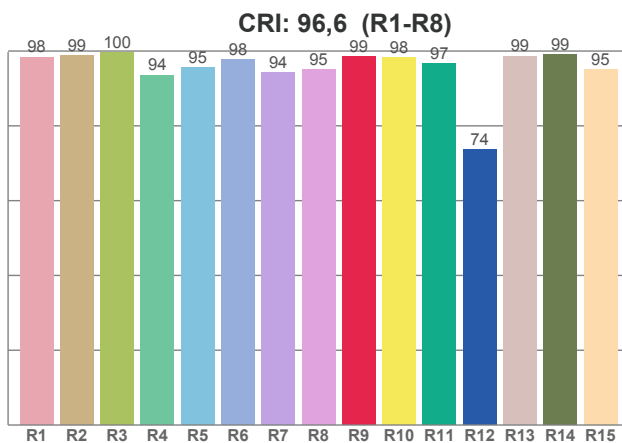
CCT	CRI	CRI R9	TM30 Rf	TM30 Rg	CQS
2700K	96.9	92.7	96.0	102.6	94.6

3000K



CCT	CRI	CRI R9	TM30 Rf	TM30 Rg	CQS
3000 K	97.0	96.2	95.0	103.3	95.1

4000K



CCT	CRI	CRI R9	TM30 Rf	TM30 Rg	CQS
4000K	96.6	98.5	88.3	96.2	93.5