

### FEATURES

- High CRI LED optimized towards TM30
- ENEC approved drivers
- Warm dim version to 1800K available

### SPRINGS

Standard with GS spring (concrete/gyproc). Also available as above with WS spring (gyproc/metal).



LV 24° / 60°



LV 80°

### COLOURS

Available colours:



Matt white RAL 9016 (XX=MW)  
Matt black RAL 9005 (XX=BL)

## Linea 185 LV(-HE)

Fixed

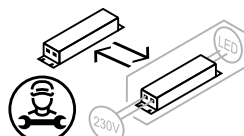
### SPECIFICATIONS

Beam angle (FWHM)	24° / 60° / 80°
Fixture material	Housing: Die cast aluminium / Reflector glass: Polycarbonate
Environment	Indoor
IK rate	IK03
Operating temperature (Ta)	-20°C / +45°C <sup>1</sup>
Safety marks	EN60598 / EN62031 / EN62471
EMC compliance	EN55015
Colour consistency (SDCM)	MacAdam step 3
Warranty	7 years * (within the European Union and the countries of the Free Trade Association for products delivered after 1 May 2015)
Safety class	II
Energy class	These products contains a light source of energy efficiency class: <b>CRI197</b> - G (1800-3000K) / F (2700K/3000K) / E (4000K) & <b>CRI182</b> - E (2700K/3000K) / D (4000K)

This luminaire contains built-in LED lamps. There are no exchangeable parts inside the luminaire. EU 874/2012

<sup>1</sup> In applications with a flat roof (f.i. car showrooms) the temperatures may exceed 45°C. Please ask our sales office for a special driver.

Ask our sales department about the possibilities for:  
- High CRI LED options



Only when the product is installed in a closed ceiling it may be exposed to water splashes, and only on its front side.

IP20

IP65

**CRI82 VARIATIONS**

Linea 185 LV-HE 2700K CRI97 1650LM	page 3
Linea 185 LV-HE 2700K CRI97 2250LM	page 4
Linea 185 LV-HE 2700K CRI97 2750LM	page 5
Linea 185 LV-HE 3000K CRI97 1725LM	page 6
Linea 185 LV-HE 3000K CRI97 2325LM	page 7
Linea 185 LV-HE 3000K CRI97 2875LM	page 8
Linea 185 LV-HE 4000K CRI97 1750LM	page 9
Linea 185 LV-HE 4000K CRI97 2350LM	page 10
Linea 185 LV-HE 4000K CRI97 2900LM	page 11

**CRI97 VARIATIONS**

Linea 185 LV 2700K CRI97 1150LM	page 12
Linea 185 LV 2700K CRI97 1625LM	page 13
Linea 185 LV 2700K CRI97 2050LM	page 14
Linea 185 LV 3000K CRI97 1250LM	page 6
Linea 185 LV 3000K CRI97 1800LM	page 7
Linea 185 LV 3000K CRI97 2250LM	page 8
Linea 185 LV 4000K CRI97 1350LM	page 9
Linea 185 LV 4000K CRI97 1925LM	page 10
Linea 185 LV 4000K CRI97 2400LM	page 11
Linea 185 LV 1800-3000K CRI97 1250LM	page 12

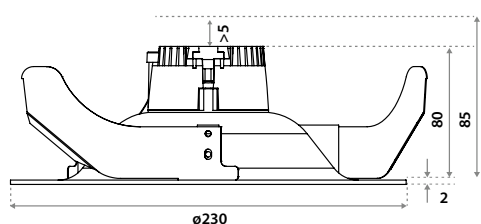
**CRI82 CHOOSE YOUR LV LUMEN OUTPUT**

	mA	W	Lumen Output			Lumen / Watt			UGR			Driver types				
			2700K	3000K	4000K	2700K	3000K	4000K	3000K			No dim	Triac	1-10V & Push	Dali	Casambi
									24°	60°	80°					
Special request	125	4,5	625	650	675	140	145	151				127570	x	x	x	x
Special request	150	5,4	750	775	800	139	144	149				CC21W150-500	x	x	x	x
Special request	200	7,2	1000	1025	1050	139	142	145				CC21W150-500	x	x	x	x
Special request	250	9,1	1225	1250	1275	135	138	140				CC21W150-500	x	x	127576	x
Special request	300	11,0	1450	1500	1525	132	137	139				CC21W150-500	x	125400	127576	127630
Standard	350	12,9	1650	1725	1750	128	134	136	16.9	17.8	22.2	CC21W150-500	127030	125400	127576	127630
Special request	400	15,6	1900	1975	2000	122	126	128				CC21W150-500	x	125400	127576	127630
Special request	450	17,8	2075	2150	2175	116	120	122				CC21W150-500	x	125400	127576	127630
Standard	500	19,7	2250	2325	2350	114	118	120	18.0	18.9	23.4	CC21W150-500	127032	125400	127576	127630
Special request	550	22,3	2450	2550	2575	110	114	115				CC30W350-700	x	126421	127576	127630
Special request	600	24,7	2650	2750	2775	107	111	112				CC30W350-700	x	126421	127576	127630
Standard	650	27,3	2750	2875	2900	101	105	106	18.7	19.5	24.0	CC30W350-700	x	126421	127576	127630

**CRI97 CHOOSE YOUR LV LUMEN OUTPUT**

	mA	W	Lumen Output			Lumen / Watt			UGR			Driver types				
			2700K	3000K	4000K	2700K	3000K	4000K	3000K			No dim	Triac	1-10V & Push	Dali	Casambi
									24°	60°	80°					
Special request	125	5,0	475	500	525	95	100	105				127570	x	x	x	x
Special request	150	6,1	550	575	625	91	95	103				CC21W150-500	x	x	x	x
Special request	200	8,1	700	750	825	86	93	102				CC21W150-500	x	x	x	x
Special request	250	9,8	850	900	1000	87	92	102				CC21W150-500	x	x	127576	x
Special request	300	12,0	1050	1100	1200	88	92	100				CC21W150-500	x	125400	127576	127630
Standard	350	13,8	1150	1250	1350	83	91	98	15.8	16.6	21.1	CC21W150-500	127030	125400	127576	127630
Special request	400	15,8	1300	1425	1550	82	90	98				CC21W150-500	x	125400	127576	127630
Special request	450	18,0	1475	1600	1750	82	89	97				CC21W150-500	x	125400	127576	127630
Standard	500	20,1	1625	1800	1925	81	89	96	17.0	17.9	22.3	CC21W150-500	127032	125400	127576	127630
Special request	550	21,7	1750	1900	2050	80	87	94				CC30W350-700	x	126421	127576	127630
Special request	600	23,9	1900	2050	2225	80	86	93				CC30W350-700	x	126421	127576	127630
Standard	650	26,0	2050	2250	2400	79	86	92	17.8	18.7	23.1	CC30W350-700	x	126421	127576	127630

**DIMENSIONS**



**HOLE SIZE**



Using **GS springs**: Ø 170-175 mm.  
Thickness ceiling 8-85 mm & recess depth 85 mm. For plasterboard ceilings or similar harder materials. Turn the ring on the front counterclockwise after installation.

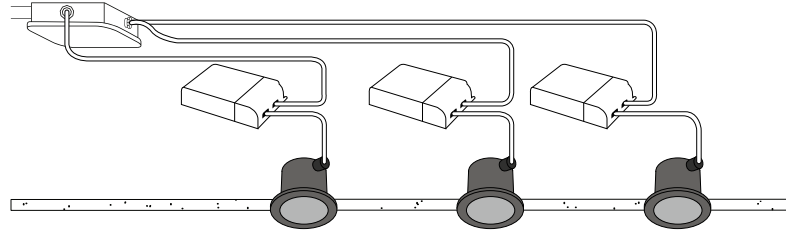



Using **WS springs**. Ø 180-210 mm.  
Thickness ceiling 1-35 & recess depth 85 mm. For soft ceiling tiles. We recommend taking down the ceiling tile before installing the product.

**LINEA 185 LV-HE**

**2700K CRI82 1650LM**

Downlight incl. PSU



**ITEM SPECIFICATIONS (PART A)**

Description	Item code GS	Item code WS	Extra	Input	mA	W	Lm	Lm/W	CRI (typ.)
Linea 185 LV-HE 2700K 1650Lm CRI82 24° No dim	873A03XX2U02	873A03XX9K02	incl. PSU	220-240V	350	12,9	1650	128	82
Linea 185 LV-HE 2700K 1650Lm CRI82 24° Triac	873A03XX2K02	873A03XX9A02	incl. PSU	220-240V	350	12,9	1650	128	82
Linea 185 LV-HE 2700K 1650Lm CRI82 24° 1-10V & Push	873A03XX2X02	873A03XX9T02	incl. PSU	220-240V	350	12,9	1650	128	82
Linea 185 LV-HE 2700K 1650Lm CRI82 24° Dali	873A03XX2L02	873A03XX9B02	incl. PSU	220-240V	350	12,9	1650	128	82
Linea 185 LV-HE 2700K 1650Lm CRI82 24° Casambi	873A03XX2M02	873A03XX9C02	incl. PSU	220-240V	350	12,9	1650	128	82
Linea 185 LV-HE 2700K 1650Lm CRI82 60° No dim	873A03XX2V02	873A03XX9L02	incl. PSU	220-240V	350	12,9	1650	128	82
Linea 185 LV-HE 2700K 1650Lm CRI82 60° Triac	873A03XX2N02	873A03XX9D02	incl. PSU	220-240V	350	12,9	1650	128	82
Linea 185 LV-HE 2700K 1650Lm CRI82 60° 1-10V & Push	873A03XX2Y02	873A03XX9U02	incl. PSU	220-240V	350	12,9	1650	128	82
Linea 185 LV-HE 2700K 1650Lm CRI82 60° Dali	873A03XX2P02	873A03XX9E02	incl. PSU	220-240V	350	12,9	1650	128	82
Linea 185 LV-HE 2700K 1650Lm CRI82 60° Casambi	873A03XX2Q02	873A03XX9F02	incl. PSU	220-240V	350	12,9	1650	128	82
Linea 185 LV-HE 2700K 1650Lm CRI82 80° No dim	873A03XX2W02	873A03XX9M02	incl. PSU	220-240V	350	12,9	1650	128	82
Linea 185 LV-HE 2700K 1650Lm CRI82 80° Triac	873A03XX2R02	873A03XX9G02	incl. PSU	220-240V	350	12,9	1650	128	82
Linea 185 LV-HE 2700K 1650Lm CRI82 80° 1-10V & Push	873A03XX2Z02	873A03XX9V02	incl. PSU	220-240V	350	12,9	1650	128	82
Linea 185 LV-HE 2700K 1650Lm CRI82 80° Dali	873A03XX2S02	873A03XX9H02	incl. PSU	220-240V	350	12,9	1650	128	82
Linea 185 LV-HE 2700K 1650Lm CRI82 80° Casambi	873A03XX2T02	873A03XX9J02	incl. PSU	220-240V	350	12,9	1650	128	82

**ITEM SPECIFICATIONS (PART B)**

Description	R9	Rf	Rg	R15	UGR	Pf	Ripple	Inrush	B16A
Linea 185 LV-HE 2700K 1650Lm CRI82 24° No dim	87	83	95	82	16.7	0.93	<3%	21A 180µs	50 pcs
Linea 185 LV-HE 2700K 1650Lm CRI82 24° Triac	87	83	95	82	16.7	0.95	<3%	2A 50µs	50 pcs
Linea 185 LV-HE 2700K 1650Lm CRI82 24° 1-10V & Push	87	83	95	82	16.7	0.95	<3%	5A 50µs	50 pcs
Linea 185 LV-HE 2700K 1650Lm CRI82 24° Dali	87	83	95	82	16.7	0.95	<3%	5A 50µs	50 pcs
Linea 185 LV-HE 2700K 1650Lm CRI82 24° Casambi	87	83	95	82	16.7	0.95	<3%	5A 50µs	50 pcs
Linea 185 LV-HE 2700K 1650Lm CRI82 60° No dim	87	83	95	82	17.6	0.93	<3%	21A 180µs	50 pcs
Linea 185 LV-HE 2700K 1650Lm CRI82 60° Triac	87	83	95	82	17.6	0.95	<3%	2A 50µs	50 pcs
Linea 185 LV-HE 2700K 1650Lm CRI82 60° 1-10V & Push	87	83	95	82	17.6	0.95	<3%	5A 50µs	50 pcs
Linea 185 LV-HE 2700K 1650Lm CRI82 60° Dali	87	83	95	82	17.6	0.95	<3%	5A 50µs	50 pcs
Linea 185 LV-HE 2700K 1650Lm CRI82 60° Casambi	87	83	95	82	17.6	0.95	<3%	5A 50µs	50 pcs
Linea 185 LV-HE 2700K 1650Lm CRI82 80° No dim	87	83	95	82	22.1	0.93	<3%	21A 180µs	50 pcs
Linea 185 LV-HE 2700K 1650Lm CRI82 80° Triac	87	83	95	82	22.1	0.95	<3%	2A 50µs	50 pcs
Linea 185 LV-HE 2700K 1650Lm CRI82 80° 1-10V & Push	87	83	95	82	22.1	0.95	<3%	5A 50µs	50 pcs
Linea 185 LV-HE 2700K 1650Lm CRI82 80° Dali	87	83	95	82	22.1	0.95	<3%	5A 50µs	50 pcs
Linea 185 LV-HE 2700K 1650Lm CRI82 80° Casambi	87	83	95	82	22.1	0.95	<3%	5A 50µs	50 pcs

**ITEM SPECIFICATIONS (PART C)**

Description	Safety class	Energy class	Weight	Dimensions single carton	Quantity per carton	Expected lifespan B10 reported (25°C)		
						L70B10	L80B10	L90B10
Linea 185 LV-HE 2700K 1650Lm CRI82	II	E	880 gr	233x233x85 mm	20 pcs	>60.500 hrs	>60.500 hrs	>60.500 hrs

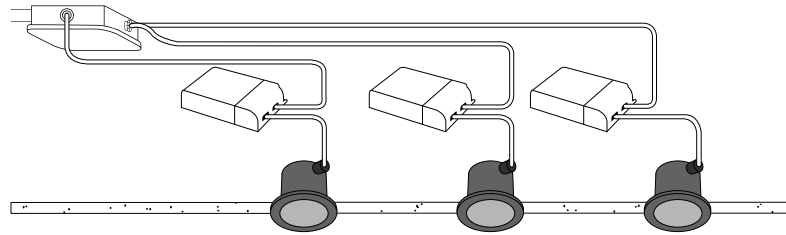

All values are measured at 230V (+/- 7%)

04-09-2024

**LINEA 185 LV-HE**

**2700K CRI82 2250LM**

Downlight incl. PSU



**ITEM SPECIFICATIONS (PART A)**

Description	Item code GS	Item code WS	Extra	Input	mA	W	Lm	Lm/W	CRI (typ.)
Linea 185 LV-HE 2700K 2250Lm CRI82 24° No dim	873G03XX2U02	873G03XX9K02	incl. PSU	220-240V	500	19,7	2250	114	82
Linea 185 LV-HE 2700K 2250Lm CRI82 24° Triac	873G03XX2K02	873G03XX9A02	incl. PSU	220-240V	500	19,7	2250	114	82
Linea 185 LV-HE 2700K 2250Lm CRI82 24° 1-10V & Push	873G03XX2X02	873G03XX9T02	incl. PSU	220-240V	500	19,7	2250	114	82
Linea 185 LV-HE 2700K 2250Lm CRI82 24° Dali	873G03XX2L02	873G03XX9B02	incl. PSU	220-240V	500	19,7	2250	114	82
Linea 185 LV-HE 2700K 2250Lm CRI82 24° Casambi	873G03XX2M02	873G03XX9C02	incl. PSU	220-240V	500	19,7	2250	114	82
Linea 185 LV-HE 2700K 2250Lm CRI82 60° No dim	873G03XX2V02	873G03XX9L02	incl. PSU	220-240V	500	19,7	2250	114	82
Linea 185 LV-HE 2700K 2250Lm CRI82 60° Triac	873G03XX2N02	873G03XX9D02	incl. PSU	220-240V	500	19,7	2250	114	82
Linea 185 LV-HE 2700K 2250Lm CRI82 60° 1-10V & Push	873G03XX2Y02	873G03XX9U02	incl. PSU	220-240V	500	19,7	2250	114	82
Linea 185 LV-HE 2700K 2250Lm CRI82 60° Dali	873G03XX2P02	873G03XX9E02	incl. PSU	220-240V	500	19,7	2250	114	82
Linea 185 LV-HE 2700K 2250Lm CRI82 60° Casambi	873G03XX2Q02	873G03XX9F02	incl. PSU	220-240V	500	19,7	2250	114	82
Linea 185 LV-HE 2700K 2250Lm CRI82 80° No dim	873G03XX2W02	873G03XX9M02	incl. PSU	220-240V	500	19,7	2250	114	82
Linea 185 LV-HE 2700K 2250Lm CRI82 80° Triac	873G03XX2R02	873G03XX9G02	incl. PSU	220-240V	500	19,7	2250	114	82
Linea 185 LV-HE 2700K 2250Lm CRI82 80° 1-10V & Push	873G03XX2Z02	873G03XX9V02	incl. PSU	220-240V	500	19,7	2250	114	82
Linea 185 LV-HE 2700K 2250Lm CRI82 80° Dali	873G03XX2S02	873G03XX9H02	incl. PSU	220-240V	500	19,7	2250	114	82
Linea 185 LV-HE 2700K 2250Lm CRI82 80° Casambi	873G03XX2T02	873G03XX9J02	incl. PSU	220-240V	500	19,7	2250	114	82

**ITEM SPECIFICATIONS (PART B)**

Description	R9	Rf	Rg	R15	UGR	Pf	Ripple	Inrush	B16A
Linea 185 LV-HE 2700K 2250Lm CRI82 24° No dim	87	83	95	82	17.8	0.95	<3%	5A 50µS	50 pcs
Linea 185 LV-HE 2700K 2250Lm CRI82 24° Triac	87	83	95	82	17.8	0.95	<3%	2A 50µS	50 pcs
Linea 185 LV-HE 2700K 2250Lm CRI82 24° 1-10V & Push	87	83	95	82	17.8	0.95	<3%	5A 50µS	50 pcs
Linea 185 LV-HE 2700K 2250Lm CRI82 24° Dali	87	83	95	82	17.8	0.95	<3%	5A 50µS	50 pcs
Linea 185 LV-HE 2700K 2250Lm CRI82 24° Casambi	87	83	95	82	17.8	0.95	<3%	5A 50µS	50 pcs
Linea 185 LV-HE 2700K 2250Lm CRI82 60° No dim	87	83	95	82	18.7	0.95	<3%	5A 50µS	50 pcs
Linea 185 LV-HE 2700K 2250Lm CRI82 60° Triac	87	83	95	82	18.7	0.95	<3%	2A 50µS	50 pcs
Linea 185 LV-HE 2700K 2250Lm CRI82 60° 1-10V & Push	87	83	95	82	18.7	0.95	<3%	5A 50µS	50 pcs
Linea 185 LV-HE 2700K 2250Lm CRI82 60° Dali	87	83	95	82	18.7	0.95	<3%	5A 50µS	50 pcs
Linea 185 LV-HE 2700K 2250Lm CRI82 60° Casambi	87	83	95	82	18.7	0.95	<3%	5A 50µS	50 pcs
Linea 185 LV-HE 2700K 2250Lm CRI82 80° No dim	87	83	95	82	23.1	0.95	<3%	5A 50µS	50 pcs
Linea 185 LV-HE 2700K 2250Lm CRI82 80° Triac	87	83	95	82	23.1	0.95	<3%	2A 50µS	50 pcs
Linea 185 LV-HE 2700K 2250Lm CRI82 80° 1-10V & Push	87	83	95	82	23.1	0.95	<3%	5A 50µS	50 pcs
Linea 185 LV-HE 2700K 2250Lm CRI82 80° Dali	87	83	95	82	23.1	0.95	<3%	5A 50µS	50 pcs
Linea 185 LV-HE 2700K 2250Lm CRI82 80° Casambi	87	83	95	82	23.1	0.95	<3%	5A 50µS	50 pcs

**ITEM SPECIFICATIONS (PART C)**

Description	Safety class	Energy class	Weight	Dimensions single carton	Quantity per carton	Expected lifespan B10 reported (25°C)		
						L70B10	L80B10	L90B10
Linea 185 LV-HE 2700K 2250Lm CRI82	II	E	880 gr	233x233x85 mm	20 pcs	>60.500 hrs	>60.500 hrs	>60.500 hrs

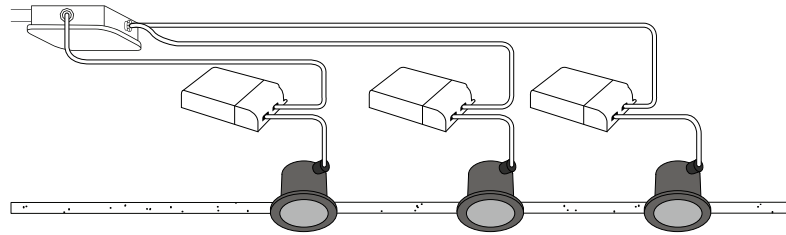

All values are measured at 230V (+/- 7%)

04-09-2024

**LINEA 185 LV-HE**

**2700K CRI82 2750LM**

Downlight incl. PSU



**ITEM SPECIFICATIONS (PART A)**

Description	Item code GS	Item code WS	Extra	Input	mA	W	Lm	Lm/W	CRI (typ.)
Linea 185 LV-HE 2700K 2750Lm CRI82 24° No dim	873K03XX2U02	873K03XX9K02	incl. PSU	220-240V	650	27,3	2750	101	82
Linea 185 LV-HE 2700K 2750Lm CRI82 24° 1-10V & Push	873K03XX2X02	873K03XX9T02	incl. PSU	220-240V	650	27,3	2750	101	82
Linea 185 LV-HE 2700K 2750Lm CRI82 24° Dali	873K03XX2L02	873K03XX9B02	incl. PSU	220-240V	650	27,3	2750	101	82
Linea 185 LV-HE 2700K 2750Lm CRI82 24° Casambi	873K03XX2M02	873K03XX9C02	incl. PSU	220-240V	650	27,3	2750	101	82
Linea 185 LV-HE 2700K 2750Lm CRI82 60° No dim	873K03XX2V02	873K03XX9L02	incl. PSU	220-240V	650	27,3	2750	101	82
Linea 185 LV-HE 2700K 2750Lm CRI82 60° 1-10V & Push	873K03XX2Y02	873K03XX9U02	incl. PSU	220-240V	650	27,3	2750	101	82
Linea 185 LV-HE 2700K 2750Lm CRI82 60° Dali	873K03XX2P02	873K03XX9E02	incl. PSU	220-240V	650	27,3	2750	101	82
Linea 185 LV-HE 2700K 2750Lm CRI82 60° Casambi	873K03XX2Q02	873K03XX9F02	incl. PSU	220-240V	650	27,3	2750	101	82
Linea 185 LV-HE 2700K 2750Lm CRI82 80° No dim	873K03XX2W02	873K03XX9M02	incl. PSU	220-240V	650	27,3	2750	101	82
Linea 185 LV-HE 2700K 2750Lm CRI82 80° 1-10V & Push	873K03XX2Z02	873K03XX9V02	incl. PSU	220-240V	650	27,3	2750	101	82
Linea 185 LV-HE 2700K 2750Lm CRI82 80° Dali	873K03XX2S02	873K03XX9H02	incl. PSU	220-240V	650	27,3	2750	101	82
Linea 185 LV-HE 2700K 2750Lm CRI82 80° Casambi	873K03XX2T02	873K03XX9J02	incl. PSU	220-240V	650	27,3	2750	101	82

**ITEM SPECIFICATIONS (PART B)**

Description	R9	Rf	Rg	R15	UGR	Pf	Ripple	Inrush	B16A
Linea 185 LV-HE 2700K 2750Lm CRI82 24° No dim	87	83	95	82	18.5	0.95	<3%	5A 50µS	50 pcs
Linea 185 LV-HE 2700K 2750Lm CRI82 24° 1-10V & Push	87	83	95	82	18.5	0.95	<3%	5A 50µS	50 pcs
Linea 185 LV-HE 2700K 2750Lm CRI82 24° Dali	87	83	95	82	18.5	0.95	<3%	5A 50µS	50 pcs
Linea 185 LV-HE 2700K 2750Lm CRI82 24° Casambi	87	83	95	82	18.5	0.95	<3%	5A 50µS	50 pcs
Linea 185 LV-HE 2700K 2750Lm CRI82 60° No dim	87	83	95	82	19.4	0.95	<3%	5A 50µS	50 pcs
Linea 185 LV-HE 2700K 2750Lm CRI82 60° 1-10V & Push	87	83	95	82	19.4	0.95	<3%	5A 50µS	50 pcs
Linea 185 LV-HE 2700K 2750Lm CRI82 60° Dali	87	83	95	82	19.4	0.95	<3%	5A 50µS	50 pcs
Linea 185 LV-HE 2700K 2750Lm CRI82 60° Casambi	87	83	95	82	19.4	0.95	<3%	5A 50µS	50 pcs
Linea 185 LV-HE 2700K 2750Lm CRI82 80° No dim	87	83	95	82	23.8	0.95	<3%	5A 50µS	50 pcs
Linea 185 LV-HE 2700K 2750Lm CRI82 80° 1-10V & Push	87	83	95	82	23.8	0.95	<3%	5A 50µS	50 pcs
Linea 185 LV-HE 2700K 2750Lm CRI82 80° Dali	87	83	95	82	23.8	0.95	<3%	5A 50µS	50 pcs
Linea 185 LV-HE 2700K 2750Lm CRI82 80° Casambi	87	83	95	82	23.8	0.95	<3%	5A 50µS	50 pcs

**ITEM SPECIFICATIONS (PART C)**

Description	Safety class	Energy class	Weight	Dimensions single carton	Quantity per carton	Expected lifespan B10 reported (25°C)		
						L70B10	L80B10	L90B10
Linea 185 LV-HE 2700K 2750Lm CRI82	II	E	880 gr	233x233x85 mm	20 pcs	>60.500 hrs	>60.500 hrs	>60.500 hrs

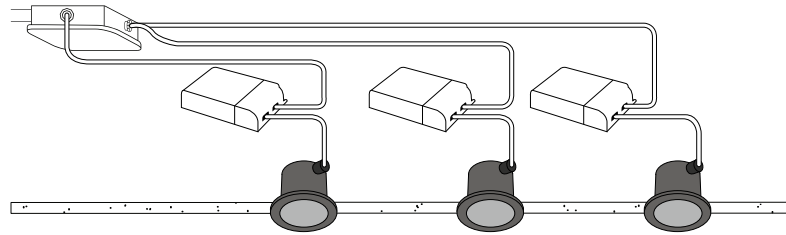

All values are measured at 230V (+/- 7%)

04-09-2024

**LINEA 185 LV-HE**

**3000K CRI82 1725LM**

Downlight incl. PSU



**ITEM SPECIFICATIONS (PART A)**

Description	Item code GS	Item code WS	Extra	Input	mA	W	Lm	Lm/W	CRI (typ.)
Linea 185 LV-HE 3000K 1725Lm CRI82 24° No dim	873B03XX2U02	873B03XX9K02	incl. PSU	220-240V	350	12,9	1725	134	82
Linea 185 LV-HE 3000K 1725Lm CRI82 24° Triac	873B03XX2K02	873B03XX9A02	incl. PSU	220-240V	350	12,9	1725	134	82
Linea 185 LV-HE 3000K 1725Lm CRI82 24° 1-10V & Push	873B03XX2X02	873B03XX9T02	incl. PSU	220-240V	350	12,9	1725	134	82
Linea 185 LV-HE 3000K 1725Lm CRI82 24° Dali	873B03XX2L02	873B03XX9B02	incl. PSU	220-240V	350	12,9	1725	134	82
Linea 185 LV-HE 3000K 1725Lm CRI82 24° Casambi	873B03XX2M02	873B03XX9C02	incl. PSU	220-240V	350	12,9	1725	134	82
Linea 185 LV-HE 3000K 1725Lm CRI82 60° No dim	873B03XX2V02	873B03XX9L02	incl. PSU	220-240V	350	12,9	1725	134	82
Linea 185 LV-HE 3000K 1725Lm CRI82 60° Triac	873B03XX2N02	873B03XX9D02	incl. PSU	220-240V	350	12,9	1725	134	82
Linea 185 LV-HE 3000K 1725Lm CRI82 60° 1-10V & Push	873B03XX2Y02	873B03XX9U02	incl. PSU	220-240V	350	12,9	1725	134	82
Linea 185 LV-HE 3000K 1725Lm CRI82 60° Dali	873B03XX2P02	873B03XX9E02	incl. PSU	220-240V	350	12,9	1725	134	82
Linea 185 LV-HE 3000K 1725Lm CRI82 60° Casambi	873B03XX2Q02	873B03XX9F02	incl. PSU	220-240V	350	12,9	1725	134	82
Linea 185 LV-HE 3000K 1725Lm CRI82 80° No dim	873B03XX2W02	873B03XX9M02	incl. PSU	220-240V	350	12,9	1725	134	82
Linea 185 LV-HE 3000K 1725Lm CRI82 80° Triac	873B03XX2R02	873B03XX9G02	incl. PSU	220-240V	350	12,9	1725	134	82
Linea 185 LV-HE 3000K 1725Lm CRI82 80° 1-10V & Push	873B03XX2Z02	873B03XX9V02	incl. PSU	220-240V	350	12,9	1725	134	82
Linea 185 LV-HE 3000K 1725Lm CRI82 80° Dali	873B03XX2S02	873B03XX9H02	incl. PSU	220-240V	350	12,9	1725	134	82
Linea 185 LV-HE 3000K 1725Lm CRI82 80° Casambi	873B03XX2T02	873B03XX9J02	incl. PSU	220-240V	350	12,9	1725	134	82

**ITEM SPECIFICATIONS (PART B)**

Description	R9	Rf	Rg	R15	UGR	Pf	Ripple	Inrush	B16A
Linea 185 LV-HE 3000K 1725Lm CRI82 24° No dim	89	84	97	80	16.9	0.93	<3%	21A 180µS	50 pcs
Linea 185 LV-HE 3000K 1725Lm CRI82 24° Triac	89	84	97	80	16.9	0.95	<3%	2A 50µS	50 pcs
Linea 185 LV-HE 3000K 1725Lm CRI82 24° 1-10V & Push	89	84	97	80	16.9	0.95	<3%	5A 50µS	50 pcs
Linea 185 LV-HE 3000K 1725Lm CRI82 24° Dali	89	84	97	80	16.9	0.95	<3%	5A 50µS	50 pcs
Linea 185 LV-HE 3000K 1725Lm CRI82 24° Casambi	89	84	97	80	16.9	0.95	<3%	5A 50µS	50 pcs
Linea 185 LV-HE 3000K 1725Lm CRI82 60° No dim	89	84	97	80	17.8	0.93	<3%	21A 180µS	50 pcs
Linea 185 LV-HE 3000K 1725Lm CRI82 60° Triac	89	84	97	80	17.8	0.95	<3%	2A 50µS	50 pcs
Linea 185 LV-HE 3000K 1725Lm CRI82 60° 1-10V & Push	89	84	97	80	17.8	0.95	<3%	5A 50µS	50 pcs
Linea 185 LV-HE 3000K 1725Lm CRI82 60° Dali	89	84	97	80	17.8	0.95	<3%	5A 50µS	50 pcs
Linea 185 LV-HE 3000K 1725Lm CRI82 60° Casambi	89	84	97	80	17.8	0.95	<3%	5A 50µS	50 pcs
Linea 185 LV-HE 3000K 1725Lm CRI82 80° No dim	89	84	97	80	22.2	0.93	<3%	21A 180µS	50 pcs
Linea 185 LV-HE 3000K 1725Lm CRI82 80° Triac	89	84	97	80	22.2	0.95	<3%	2A 50µS	50 pcs
Linea 185 LV-HE 3000K 1725Lm CRI82 80° 1-10V & Push	89	84	97	80	22.2	0.95	<3%	5A 50µS	50 pcs
Linea 185 LV-HE 3000K 1725Lm CRI82 80° Dali	89	84	97	80	22.2	0.95	<3%	5A 50µS	50 pcs
Linea 185 LV-HE 3000K 1725Lm CRI82 80° Casambi	89	84	97	80	22.2	0.95	<3%	5A 50µS	50 pcs

**ITEM SPECIFICATIONS (PART C)**

Description	Safety class	Energy class	Weight	Dimensions single carton	Quantity per carton	Expected lifespan B10 reported (25°C)		
						L70B10	L80B10	L90B10
Linea 185 LV-HE 3000K 1725Lm CRI82	II	E	880 gr	233x233x85 mm	20 pcs	>60.500 hrs	>60.500 hrs	>60.500 hrs

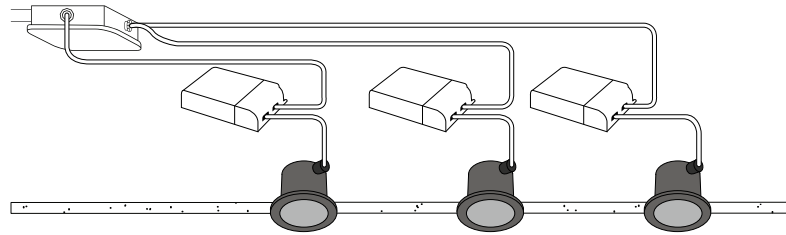

All values are measured at 230V (+/- 7%)

04-09-2024

**LINEA 185 LV-HE**

**3000K CRI82 2325LM**

Downlight incl. PSU



**ITEM SPECIFICATIONS (PART A)**

Description	Item code GS	Item code WS	Extra	Input	mA	W	Lm	Lm/W	CRI (typ.)
Linea 185 LV-HE 3000K 2325Lm CRI82 24° No dim	873H03XX2U02	873H03XX9K02	incl. PSU	220-240V	500	19,7	2325	118	82
Linea 185 LV-HE 3000K 2325Lm CRI82 24° Triac	873H03XX2K02	873H03XX9A02	incl. PSU	220-240V	500	19,7	2325	118	82
Linea 185 LV-HE 3000K 2325Lm CRI82 24° 1-10V & Push	873H03XX2X02	873H03XX9T02	incl. PSU	220-240V	500	19,7	2325	118	82
Linea 185 LV-HE 3000K 2325Lm CRI82 24° Dali	873H03XX2L02	873H03XX9B02	incl. PSU	220-240V	500	19,7	2325	118	82
Linea 185 LV-HE 3000K 2325Lm CRI82 24° Casambi	873H03XX2M02	873H03XX9C02	incl. PSU	220-240V	500	19,7	2325	118	82
Linea 185 LV-HE 3000K 2325Lm CRI82 60° No dim	873H03XX2V02	873H03XX9L02	incl. PSU	220-240V	500	19,7	2325	118	82
Linea 185 LV-HE 3000K 2325Lm CRI82 60° Triac	873H03XX2N02	873H03XX9D02	incl. PSU	220-240V	500	19,7	2325	118	82
Linea 185 LV-HE 3000K 2325Lm CRI82 60° 1-10V & Push	873H03XX2Y02	873H03XX9U02	incl. PSU	220-240V	500	19,7	2325	118	82
Linea 185 LV-HE 3000K 2325Lm CRI82 60° Dali	873H03XX2P02	873H03XX9E02	incl. PSU	220-240V	500	19,7	2325	118	82
Linea 185 LV-HE 3000K 2325Lm CRI82 60° Casambi	873H03XX2Q02	873H03XX9F02	incl. PSU	220-240V	500	19,7	2325	118	82
Linea 185 LV-HE 3000K 2325Lm CRI82 80° No dim	873H03XX2W02	873H03XX9M02	incl. PSU	220-240V	500	19,7	2325	118	82
Linea 185 LV-HE 3000K 2325Lm CRI82 80° Triac	873H03XX2R02	873H03XX9G02	incl. PSU	220-240V	500	19,7	2325	118	82
Linea 185 LV-HE 3000K 2325Lm CRI82 80° 1-10V & Push	873H03XX2Z02	873H03XX9V02	incl. PSU	220-240V	500	19,7	2325	118	82
Linea 185 LV-HE 3000K 2325Lm CRI82 80° Dali	873H03XX2S02	873H03XX9H02	incl. PSU	220-240V	500	19,7	2325	118	82
Linea 185 LV-HE 3000K 2325Lm CRI82 80° Casambi	873H03XX2T02	873H03XX9J02	incl. PSU	220-240V	500	19,7	2325	118	82

**ITEM SPECIFICATIONS (PART B)**

Description	R9	Rf	Rg	R15	UGR	Pf	Ripple	Inrush	B16A
Linea 185 LV-HE 3000K 2325Lm CRI82 24° No dim	89	84	97	80	18.0	0.95	<3%	5A 50µS	50 pcs
Linea 185 LV-HE 3000K 2325Lm CRI82 24° Triac	89	84	97	80	18.0	0.95	<3%	2A 50µS	50 pcs
Linea 185 LV-HE 3000K 2325Lm CRI82 24° 1-10V & Push	89	84	97	80	18.0	0.95	<3%	5A 50µS	50 pcs
Linea 185 LV-HE 3000K 2325Lm CRI82 24° Dali	89	84	97	80	18.0	0.95	<3%	5A 50µS	50 pcs
Linea 185 LV-HE 3000K 2325Lm CRI82 24° Casambi	89	84	97	80	18.0	0.95	<3%	5A 50µS	50 pcs
Linea 185 LV-HE 3000K 2325Lm CRI82 60° No dim	89	84	97	80	18.9	0.95	<3%	5A 50µS	50 pcs
Linea 185 LV-HE 3000K 2325Lm CRI82 60° Triac	89	84	97	80	18.9	0.95	<3%	2A 50µS	50 pcs
Linea 185 LV-HE 3000K 2325Lm CRI82 60° 1-10V & Push	89	84	97	80	18.9	0.95	<3%	5A 50µS	50 pcs
Linea 185 LV-HE 3000K 2325Lm CRI82 60° Dali	89	84	97	80	18.9	0.95	<3%	5A 50µS	50 pcs
Linea 185 LV-HE 3000K 2325Lm CRI82 60° Casambi	89	84	97	80	18.9	0.95	<3%	5A 50µS	50 pcs
Linea 185 LV-HE 3000K 2325Lm CRI82 80° No dim	89	84	97	80	23.4	0.95	<3%	5A 50µS	50 pcs
Linea 185 LV-HE 3000K 2325Lm CRI82 80° Triac	89	84	97	80	23.4	0.95	<3%	2A 50µS	50 pcs
Linea 185 LV-HE 3000K 2325Lm CRI82 80° 1-10V & Push	89	84	97	80	23.4	0.95	<3%	5A 50µS	50 pcs
Linea 185 LV-HE 3000K 2325Lm CRI82 80° Dali	89	84	97	80	23.4	0.95	<3%	5A 50µS	50 pcs
Linea 185 LV-HE 3000K 2325Lm CRI82 80° Casambi	89	84	97	80	23.4	0.95	<3%	5A 50µS	50 pcs

**ITEM SPECIFICATIONS (PART C)**

Description	Safety class	Energy class	Weight	Dimensions single carton	Quantity per carton	Expected lifespan B10 reported (25°C)		
						L70B10	L80B10	L90B10
Linea 185 LV-HE 3000K 2325Lm CRI82	II	E	880 gr	233x233x85 mm	20 pcs	>60.500 hrs	>60.500 hrs	>60.500 hrs

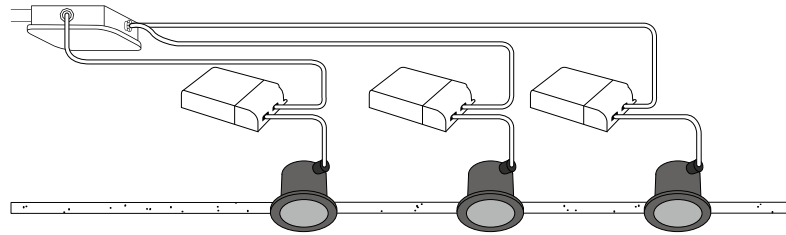

All values are measured at 230V (+/- 7%)

04-09-2024

**LINEA 185 LV-HE**

**3000K CRI82 2875LM**

Downlight incl. PSU



**ITEM SPECIFICATIONS (PART A)**

Description	Item code GS	Item code WS	Extra	Input	mA	W	Lm	Lm/W	CRI (typ.)
Linea 185 LV-HE 3000K 2875Lm CRI82 24° No dim	873L03XX2U02	873L03XX9K02	incl. PSU	220-240V	650	27,3	2875	105	82
Linea 185 LV-HE 3000K 2875Lm CRI82 24° 1-10V & Push	873L03XX2X02	873L03XX9T02	incl. PSU	220-240V	650	27,3	2875	105	82
Linea 185 LV-HE 3000K 2875Lm CRI82 24° Dali	873L03XX2L02	873L03XX9B02	incl. PSU	220-240V	650	27,3	2875	105	82
Linea 185 LV-HE 3000K 2875Lm CRI82 24° Casambi	873L03XX2M02	873L03XX9C02	incl. PSU	220-240V	650	27,3	2875	105	82
Linea 185 LV-HE 3000K 2875Lm CRI82 60° No dim	873L03XX2V02	873L03XX9L02	incl. PSU	220-240V	650	27,3	2875	105	82
Linea 185 LV-HE 3000K 2875Lm CRI82 60° 1-10V & Push	873L03XX2Y02	873L03XX9U02	incl. PSU	220-240V	650	27,3	2875	105	82
Linea 185 LV-HE 3000K 2875Lm CRI82 60° Dali	873L03XX2P02	873L03XX9E02	incl. PSU	220-240V	650	27,3	2875	105	82
Linea 185 LV-HE 3000K 2875Lm CRI82 60° Casambi	873L03XX2Q02	873L03XX9F02	incl. PSU	220-240V	650	27,3	2875	105	82
Linea 185 LV-HE 3000K 2875Lm CRI82 80° No dim	873L03XX2W02	873L03XX9M02	incl. PSU	220-240V	650	27,3	2875	105	82
Linea 185 LV-HE 3000K 2875Lm CRI82 80° 1-10V & Push	873L03XX2Z02	873L03XX9V02	incl. PSU	220-240V	650	27,3	2875	105	82
Linea 185 LV-HE 3000K 2875Lm CRI82 80° Dali	873L03XX2S02	873L03XX9H02	incl. PSU	220-240V	650	27,3	2875	105	82
Linea 185 LV-HE 3000K 2875Lm CRI82 80° Casambi	873L03XX2T02	873L03XX9J02	incl. PSU	220-240V	650	27,3	2875	105	82

**ITEM SPECIFICATIONS (PART B)**

Description	R9	Rf	Rg	R15	UGR	Pf	Ripple	Inrush	B16A
Linea 185 LV-HE 3000K 2875Lm CRI82 24° No dim	89	84	97	80	18.7	0.95	<3%	5A 50µS	50 pcs
Linea 185 LV-HE 3000K 2875Lm CRI82 24° 1-10V & Push	89	84	97	80	18.7	0.95	<3%	5A 50µS	50 pcs
Linea 185 LV-HE 3000K 2875Lm CRI82 24° Dali	89	84	97	80	18.7	0.95	<3%	5A 50µS	50 pcs
Linea 185 LV-HE 3000K 2875Lm CRI82 24° Casambi	89	84	97	80	18.7	0.95	<3%	5A 50µS	50 pcs
Linea 185 LV-HE 3000K 2875Lm CRI82 60° No dim	89	84	97	80	19.5	0.95	<3%	5A 50µS	50 pcs
Linea 185 LV-HE 3000K 2875Lm CRI82 60° 1-10V & Push	89	84	97	80	19.5	0.95	<3%	5A 50µS	50 pcs
Linea 185 LV-HE 3000K 2875Lm CRI82 60° Dali	89	84	97	80	19.5	0.95	<3%	5A 50µS	50 pcs
Linea 185 LV-HE 3000K 2875Lm CRI82 60° Casambi	89	84	97	80	19.5	0.95	<3%	5A 50µS	50 pcs
Linea 185 LV-HE 3000K 2875Lm CRI82 80° No dim	89	84	97	80	24.0	0.95	<3%	5A 50µS	50 pcs
Linea 185 LV-HE 3000K 2875Lm CRI82 80° 1-10V & Push	89	84	97	80	24.0	0.95	<3%	5A 50µS	50 pcs
Linea 185 LV-HE 3000K 2875Lm CRI82 80° Dali	89	84	97	80	24.0	0.95	<3%	5A 50µS	50 pcs
Linea 185 LV-HE 3000K 2875Lm CRI82 80° Casambi	89	84	97	80	24.0	0.95	<3%	5A 50µS	50 pcs

**ITEM SPECIFICATIONS (PART C)**


Description	Safety class	Energy class	Weight	Dimensions single carton	Quantity per carton	Expected lifespan B10 reported (25°C)		
						L70B10	L80B10	L90B10
Linea 185 LV-HE 3000K 2875Lm CRI82	II	E	880 gr	233x233x85 mm	20 pcs	>60.500 hrs	>60.500 hrs	>60.500 hrs

All values are measured at 230V (+/- 7%)

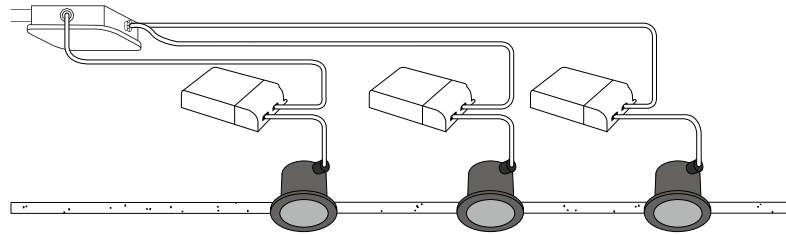


**LINEA 185**

Downlight incl. PSU



**4000K CRI82 1750LM**



**ITEM SPECIFICATIONS (PART A)**

Description	Item code GS	Item code WS	Extra	Input	mA	W	Lm	Lm/W	CRI (typ.)
Linea 185 LV 4000K 1750Lm CRI82 24° No dim	873E03XX2U02	873E03XX9K02	incl. PSU	220-240V	350	12,9	1750	136	82
Linea 185 LV 4000K 1750Lm CRI82 24° Triac	873E03XX2K02	873E03XX9A02	incl. PSU	220-240V	350	12,9	1750	136	82
Linea 185 LV 4000K 1750Lm CRI82 24° 1-10V & Push	873E03XX2X02	873E03XX9T02	incl. PSU	220-240V	350	12,9	1750	136	82
Linea 185 LV 4000K 1750Lm CRI82 24° Dali	873E03XX2L02	873E03XX9B02	incl. PSU	220-240V	350	12,9	1750	136	82
Linea 185 LV 4000K 1750Lm CRI82 24° Casambi	873E03XX2M02	873E03XX9C02	incl. PSU	220-240V	350	12,9	1750	136	82
Linea 185 LV 4000K 1750Lm CRI82 60° No dim	873E03XX2V02	873E03XX9L02	incl. PSU	220-240V	350	12,9	1750	136	82
Linea 185 LV 4000K 1750Lm CRI82 60° Triac	873E03XX2N02	873E03XX9D02	incl. PSU	220-240V	350	12,9	1750	136	82
Linea 185 LV 4000K 1750Lm CRI82 60° 1-10V & Push	873E03XX2Y02	873E03XX9U02	incl. PSU	220-240V	350	12,9	1750	136	82
Linea 185 LV 4000K 1750Lm CRI82 60° Dali	873E03XX2P02	873E03XX9E02	incl. PSU	220-240V	350	12,9	1750	136	82
Linea 185 LV 4000K 1750Lm CRI82 60° Casambi	873E03XX2Q02	873E03XX9F02	incl. PSU	220-240V	350	12,9	1750	136	82
Linea 185 LV 4000K 1750Lm CRI82 80° No dim	873E03XX2W02	873E03XX9M02	incl. PSU	220-240V	350	12,9	1750	136	82
Linea 185 LV 4000K 1750Lm CRI82 80° Triac	873E03XX2R02	873E03XX9G02	incl. PSU	220-240V	350	12,9	1750	136	82
Linea 185 LV 4000K 1750Lm CRI82 80° 1-10V & Push	873E03XX2Z02	873E03XX9V02	incl. PSU	220-240V	350	12,9	1750	136	82
Linea 185 LV 4000K 1750Lm CRI82 80° Dali	873E03XX2S02	873E03XX9H02	incl. PSU	220-240V	350	12,9	1750	136	82
Linea 185 LV 4000K 1750Lm CRI82 80° Casambi	873E03XX2T02	873E03XX9J02	incl. PSU	220-240V	350	12,9	1750	136	82

**ITEM SPECIFICATIONS (PART B)**

Description	R9	Rf	Rg	R15	UGR	Pf	Ripple	Inrush	B16A
Linea 185 LV 4000K 1750Lm CRI82 24° No dim	89	84	97	79	16.9	0.93	<3%	21A 180µs	50 pcs
Linea 185 LV 4000K 1750Lm CRI82 24° Triac	89	84	97	79	16.9	0.95	<3%	2A 50µs	50 pcs
Linea 185 LV 4000K 1750Lm CRI82 24° 1-10V & Push	89	84	97	79	16.9	0.95	<3%	5A 50µs	50 pcs
Linea 185 LV 4000K 1750Lm CRI82 24° Dali	89	84	97	79	16.9	0.95	<3%	5A 50µs	50 pcs
Linea 185 LV 4000K 1750Lm CRI82 24° Casambi	89	84	97	79	16.9	0.95	<3%	5A 50µs	50 pcs
Linea 185 LV 4000K 1750Lm CRI82 60° No dim	89	84	97	79	17.8	0.93	<3%	21A 180µs	50 pcs
Linea 185 LV 4000K 1750Lm CRI82 60° Triac	89	84	97	79	17.8	0.95	<3%	2A 50µs	50 pcs
Linea 185 LV 4000K 1750Lm CRI82 60° 1-10V & Push	89	84	97	79	17.8	0.95	<3%	5A 50µs	50 pcs
Linea 185 LV 4000K 1750Lm CRI82 60° Dali	89	84	97	79	17.8	0.95	<3%	5A 50µs	50 pcs
Linea 185 LV 4000K 1750Lm CRI82 60° Casambi	89	84	97	79	17.8	0.95	<3%	5A 50µs	50 pcs
Linea 185 LV 4000K 1750Lm CRI82 80° No dim	89	84	97	79	22.3	0.93	<3%	21A 180µs	50 pcs
Linea 185 LV 4000K 1750Lm CRI82 80° Triac	89	84	97	79	22.3	0.95	<3%	2A 50µs	50 pcs
Linea 185 LV 4000K 1750Lm CRI82 80° 1-10V & Push	89	84	97	79	22.3	0.95	<3%	5A 50µs	50 pcs
Linea 185 LV 4000K 1750Lm CRI82 80° Dali	89	84	97	79	22.3	0.95	<3%	5A 50µs	50 pcs
Linea 185 LV 4000K 1750Lm CRI82 80° Casambi	89	84	97	79	22.3	0.95	<3%	5A 50µs	50 pcs

**ITEM SPECIFICATIONS (PART C)**

Description	Safety class	Energy class	Weight	Dimensions single carton	Quantity per carton	Expected lifespan B10 reported (25°C)		
						L70B10	L80B10	L90B10
Linea 185 LV 4000K 1750Lm CRI82	II	D	880 gr	233x233x85 mm	20 pcs	>60.500 hrs	>60.500 hrs	>60.500 hrs

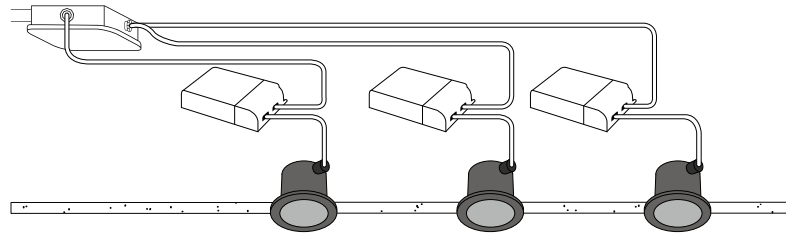

All values are measured at 230V (+/- 7%)

04-09-2024

**LINEA 185 LV-HE**

**4000K CRI82 2350LM**

Downlight incl. PSU



**ITEM SPECIFICATIONS (PART A)**

Description	Item code GS	Item code WS	Extra	Input	mA	W	Lm	Lm/W	CRI (typ.)
Linea 185 LV-HE 4000K 2350Lm CRI82 24° No dim	873J03XX2U02	873J03XX9K02	incl. PSU	220-240V	500	19,7	2350	120	82
Linea 185 LV-HE 4000K 2350Lm CRI82 24° Triac	873J03XX2K02	873J03XX9A02	incl. PSU	220-240V	500	19,7	2350	120	82
Linea 185 LV-HE 4000K 2350Lm CRI82 24° 1-10V & Push	873J03XX2X02	873J03XX9T02	incl. PSU	220-240V	500	19,7	2350	120	82
Linea 185 LV-HE 4000K 2350Lm CRI82 24° Dali	873J03XX2L02	873J03XX9B02	incl. PSU	220-240V	500	19,7	2350	120	82
Linea 185 LV-HE 4000K 2350Lm CRI82 24° Casambi	873J03XX2M02	873J03XX9C02	incl. PSU	220-240V	500	19,7	2350	120	82
Linea 185 LV-HE 4000K 2350Lm CRI82 60° No dim	873J03XX2V02	873J03XX9L02	incl. PSU	220-240V	500	19,7	2350	120	82
Linea 185 LV-HE 4000K 2350Lm CRI82 60° Triac	873J03XX2N02	873J03XX9D02	incl. PSU	220-240V	500	19,7	2350	120	82
Linea 185 LV-HE 4000K 2350Lm CRI82 60° 1-10V & Push	873J03XX2Y02	873J03XX9U02	incl. PSU	220-240V	500	19,7	2350	120	82
Linea 185 LV-HE 4000K 2350Lm CRI82 60° Dali	873J03XX2P02	873J03XX9E02	incl. PSU	220-240V	500	19,7	2350	120	82
Linea 185 LV-HE 4000K 2350Lm CRI82 60° Casambi	873J03XX2Q02	873J03XX9F02	incl. PSU	220-240V	500	19,7	2350	120	82
Linea 185 LV-HE 4000K 2350Lm CRI82 80° No dim	873J03XX2W02	873J03XX9M02	incl. PSU	220-240V	500	19,7	2350	120	82
Linea 185 LV-HE 4000K 2350Lm CRI82 80° Triac	873J03XX2R02	873J03XX9G02	incl. PSU	220-240V	500	19,7	2350	120	82
Linea 185 LV-HE 4000K 2350Lm CRI82 80° 1-10V & Push	873J03XX2Z02	873J03XX9V02	incl. PSU	220-240V	500	19,7	2350	120	82
Linea 185 LV-HE 4000K 2350Lm CRI82 80° Dali	873J03XX2S02	873J03XX9H02	incl. PSU	220-240V	500	19,7	2350	120	82
Linea 185 LV-HE 4000K 2350Lm CRI82 80° Casambi	873J03XX2T02	873J03XX9J02	incl. PSU	220-240V	500	19,7	2350	120	82

**ITEM SPECIFICATIONS (PART B)**

Description	R9	Rf	Rg	R15	UGR	Pf	Ripple	Inrush	B16A
Linea 185 LV-HE 4000K 2350Lm CRI82 24° No dim	89	84	97	79	18.1	0.95	<3%	5A 50µS	50 pcs
Linea 185 LV-HE 4000K 2350Lm CRI82 24° Triac	89	84	97	79	18.1	0.95	<3%	2A 50µS	50 pcs
Linea 185 LV-HE 4000K 2350Lm CRI82 24° 1-10V & Push	89	84	97	79	18.1	0.95	<3%	5A 50µS	50 pcs
Linea 185 LV-HE 4000K 2350Lm CRI82 24° Dali	89	84	97	79	18.1	0.95	<3%	5A 50µS	50 pcs
Linea 185 LV-HE 4000K 2350Lm CRI82 24° Casambi	89	84	97	79	18.1	0.95	<3%	5A 50µS	50 pcs
Linea 185 LV-HE 4000K 2350Lm CRI82 60° No dim	89	84	97	79	18.9	0.95	<3%	5A 50µS	50 pcs
Linea 185 LV-HE 4000K 2350Lm CRI82 60° Triac	89	84	97	79	18.9	0.95	<3%	2A 50µS	50 pcs
Linea 185 LV-HE 4000K 2350Lm CRI82 60° 1-10V & Push	89	84	97	79	18.9	0.95	<3%	5A 50µS	50 pcs
Linea 185 LV-HE 4000K 2350Lm CRI82 60° Dali	89	84	97	79	18.9	0.95	<3%	5A 50µS	50 pcs
Linea 185 LV-HE 4000K 2350Lm CRI82 60° Casambi	89	84	97	79	18.9	0.95	<3%	5A 50µS	50 pcs
Linea 185 LV-HE 4000K 2350Lm CRI82 80° No dim	89	84	97	79	23.4	0.95	<3%	5A 50µS	50 pcs
Linea 185 LV-HE 4000K 2350Lm CRI82 80° Triac	89	84	97	79	23.4	0.95	<3%	2A 50µS	50 pcs
Linea 185 LV-HE 4000K 2350Lm CRI82 80° 1-10V & Push	89	84	97	79	23.4	0.95	<3%	5A 50µS	50 pcs
Linea 185 LV-HE 4000K 2350Lm CRI82 80° Dali	89	84	97	79	23.4	0.95	<3%	5A 50µS	50 pcs
Linea 185 LV-HE 4000K 2350Lm CRI82 80° Casambi	89	84	97	79	23.4	0.95	<3%	5A 50µS	50 pcs

**ITEM SPECIFICATIONS (PART C)**

Description	Safety class	Energy class	Weight	Dimensions single carton	Quantity per carton	Expected lifespan B10 reported (25°C)		
						L70B10	L80B10	L90B10
Linea 185 LV-HE 4000K 2350Lm CRI82	II	D	880 gr	233x233x85 mm	20 pcs	>60.500 hrs	>60.500 hrs	>60.500 hrs

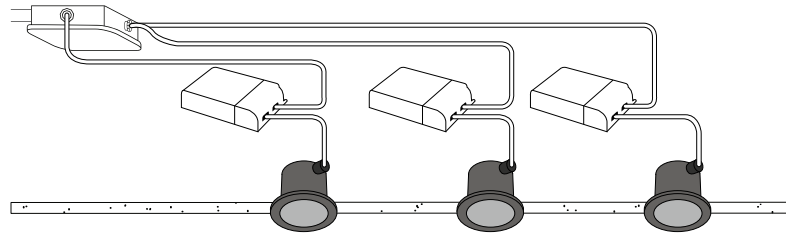

All values are measured at 230V (+/- 7%)

04-09-2024

**LINEA 185 LV-HE**

**4000K CRI82 2900LM**

Downlight incl. PSU



**ITEM SPECIFICATIONS (PART A)**

Description	Item code GS	Item code WS	Extra	Input	mA	W	Lm	Lm/W	CRI (typ.)
Linea 185 LV-HE 4000K 2900Lm CRI82 24° No dim	873M03XX2U02	873M03XX9K02	incl. PSU	220-240V	650	27,3	2900	106	82
Linea 185 LV-HE 4000K 2900Lm CRI82 24° 1-10V & Push	873M03XX2X02	873M03XX9T02	incl. PSU	220-240V	650	27,3	2900	106	82
Linea 185 LV-HE 4000K 2900Lm CRI82 24° Dali	873M03XX2L02	873M03XX9B02	incl. PSU	220-240V	650	27,3	2900	106	82
Linea 185 LV-HE 4000K 2900Lm CRI82 24° Casambi	873M03XX2M02	873M03XX9C02	incl. PSU	220-240V	650	27,3	2900	106	82
Linea 185 LV-HE 4000K 2900Lm CRI82 60° No dim	873M03XX2V02	873M03XX9L02	incl. PSU	220-240V	650	27,3	2900	106	82
Linea 185 LV-HE 4000K 2900Lm CRI82 60° 1-10V & Push	873M03XX2Y02	873M03XX9U02	incl. PSU	220-240V	650	27,3	2900	106	82
Linea 185 LV-HE 4000K 2900Lm CRI82 60° Dali	873M03XX2P02	873M03XX9E02	incl. PSU	220-240V	650	27,3	2900	106	82
Linea 185 LV-HE 4000K 2900Lm CRI82 60° Casambi	873M03XX2Q02	873M03XX9F02	incl. PSU	220-240V	650	27,3	2900	106	82
Linea 185 LV-HE 4000K 2900Lm CRI82 80° No dim	873M03XX2W02	873M03XX9M02	incl. PSU	220-240V	650	27,3	2900	106	82
Linea 185 LV-HE 4000K 2900Lm CRI82 80° 1-10V & Push	873M03XX2Z02	873M03XX9V02	incl. PSU	220-240V	650	27,3	2900	106	82
Linea 185 LV-HE 4000K 2900Lm CRI82 80° Dali	873M03XX2S02	873M03XX9H02	incl. PSU	220-240V	650	27,3	2900	106	82
Linea 185 LV-HE 4000K 2900Lm CRI82 80° Casambi	873M03XX2T02	873M03XX9J02	incl. PSU	220-240V	650	27,3	2900	106	82

**ITEM SPECIFICATIONS (PART B)**

Description	R9	Rf	Rg	R15	UGR	Pf	Ripple	Inrush	B16A
Linea 185 LV-HE 4000K 2900Lm CRI82 24° No dim	89	84	97	79	18.7	0.95	<3%	5A 50µS	50 pcs
Linea 185 LV-HE 4000K 2900Lm CRI82 24° 1-10V & Push	89	84	97	79	18.7	0.95	<3%	5A 50µS	50 pcs
Linea 185 LV-HE 4000K 2900Lm CRI82 24° Dali	89	84	97	79	18.7	0.95	<3%	5A 50µS	50 pcs
Linea 185 LV-HE 4000K 2900Lm CRI82 24° Casambi	89	84	97	79	18.7	0.95	<3%	5A 50µS	50 pcs
Linea 185 LV-HE 4000K 2900Lm CRI82 60° No dim	89	84	97	79	19.6	0.95	<3%	5A 50µS	50 pcs
Linea 185 LV-HE 4000K 2900Lm CRI82 60° 1-10V & Push	89	84	97	79	19.6	0.95	<3%	5A 50µS	50 pcs
Linea 185 LV-HE 4000K 2900Lm CRI82 60° Dali	89	84	97	79	19.6	0.95	<3%	5A 50µS	50 pcs
Linea 185 LV-HE 4000K 2900Lm CRI82 60° Casambi	89	84	97	79	19.6	0.95	<3%	5A 50µS	50 pcs
Linea 185 LV-HE 4000K 2900Lm CRI82 80° No dim	89	84	97	79	24.0	0.95	<3%	5A 50µS	50 pcs
Linea 185 LV-HE 4000K 2900Lm CRI82 80° 1-10V & Push	89	84	97	79	24.0	0.95	<3%	5A 50µS	50 pcs
Linea 185 LV-HE 4000K 2900Lm CRI82 80° Dali	89	84	97	79	24.0	0.95	<3%	5A 50µS	50 pcs
Linea 185 LV-HE 4000K 2900Lm CRI82 80° Casambi	89	84	97	79	24.0	0.95	<3%	5A 50µS	50 pcs


**ITEM SPECIFICATIONS (PART C)**

Description	Safety class	Energy class	Weight	Dimensions single carton	Quantity per carton	Expected lifespan B10 reported (25°C)		
						L70B10	L80B10	L90B10
Linea 185 LV-HE 4000K 2900Lm CRI82	II	D	880 gr	233x233x85 mm	20 pcs	>60.500 hrs	>60.500 hrs	>60.500 hrs

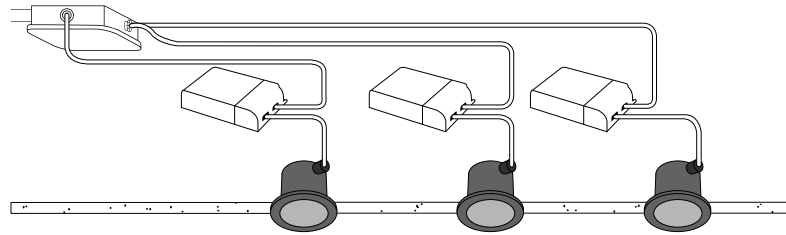
All values are measured at 230V (+/- 7%)

## LINEA 185 LV

Downlight incl. PSU



**2700K CRI97 1150LM**



### ITEM SPECIFICATIONS (PART A)

Description	Item code GS	Item code WS	Extra	Input	mA	W	Lm	Lm/W	CRI (typ.)
Linea 185 LV 2700K 1150Lm CRI97 24° No dim	875A03XX2U02	875A03XX9K02	incl. PSU	220-240V	350	13,8	1150	83	97
Linea 185 LV 2700K 1150Lm CRI97 24° Triac	875A03XX2K02	875A03XX9A02	incl. PSU	220-240V	350	13,8	1150	83	97
Linea 185 LV 2700K 1150Lm CRI97 24° 1-10V & Push	875A03XX2X02	875A03XX9T02	incl. PSU	220-240V	350	13,8	1150	83	97
Linea 185 LV 2700K 1150Lm CRI97 24° Dali	875A03XX2L02	875A03XX9B02	incl. PSU	220-240V	350	13,8	1150	83	97
Linea 185 LV 2700K 1150Lm CRI97 24° Casambi	875A03XX2M02	875A03XX9C02	incl. PSU	220-240V	350	13,8	1150	83	97
Linea 185 LV 2700K 1150Lm CRI97 60° No dim	875A03XX2V02	875A03XX9L02	incl. PSU	220-240V	350	13,8	1150	83	97
Linea 185 LV 2700K 1150Lm CRI97 60° Triac	875A03XX2N02	875A03XX9D02	incl. PSU	220-240V	350	13,8	1150	83	97
Linea 185 LV 2700K 1150Lm CRI97 60° 1-10V & Push	875A03XX2Y02	875A03XX9U02	incl. PSU	220-240V	350	13,8	1150	83	97
Linea 185 LV 2700K 1150Lm CRI97 60° Dali	875A03XX2P02	875A03XX9E02	incl. PSU	220-240V	350	13,8	1150	83	97
Linea 185 LV 2700K 1150Lm CRI97 60° Casambi	875A03XX2Q02	875A03XX9F02	incl. PSU	220-240V	350	13,8	1150	83	97
Linea 185 LV 2700K 1150Lm CRI97 80° No dim	875A03XX2W02	875A03XX9M02	incl. PSU	220-240V	350	13,8	1150	83	97
Linea 185 LV 2700K 1150Lm CRI97 80° Triac	875A03XX2R02	875A03XX9G02	incl. PSU	220-240V	350	13,8	1150	83	97
Linea 185 LV 2700K 1150Lm CRI97 80° 1-10V & Push	875A03XX2Z02	875A03XX9V02	incl. PSU	220-240V	350	13,8	1150	83	97
Linea 185 LV 2700K 1150Lm CRI97 80° Dali	875A03XX2S02	875A03XX9H02	incl. PSU	220-240V	350	13,8	1150	83	97
Linea 185 LV 2700K 1150Lm CRI97 80° Casambi	875A03XX2T02	875A03XX9J02	incl. PSU	220-240V	350	13,8	1150	83	97

### ITEM SPECIFICATIONS (PART B)

Description	R9	Rf	Rg	R15	UGR	Pf	Ripple	Inrush	B16A
Linea 185 LV 2700K 1150Lm CRI97 24° No dim	93	96	103	99	15.5	0.93	<3%	21A 180µS	50 pcs
Linea 185 LV 2700K 1150Lm CRI97 24° Triac	93	96	103	99	15.5	0.95	<3%	2A 50µS	50 pcs
Linea 185 LV 2700K 1150Lm CRI97 24° 1-10V & Push	93	96	103	99	15.5	0.95	<3%	5A 50µS	50 pcs
Linea 185 LV 2700K 1150Lm CRI97 24° Dali	93	96	103	99	15.5	0.95	<3%	5A 50µS	50 pcs
Linea 185 LV 2700K 1150Lm CRI97 24° Casambi	93	96	103	99	15.5	0.95	<3%	5A 50µS	50 pcs
Linea 185 LV 2700K 1150Lm CRI97 60° No dim	93	96	103	99	16.3	0.93	<3%	21A 180µS	50 pcs
Linea 185 LV 2700K 1150Lm CRI97 60° Triac	93	96	103	99	16.3	0.95	<3%	2A 50µS	50 pcs
Linea 185 LV 2700K 1150Lm CRI97 60° 1-10V & Push	93	96	103	99	16.3	0.95	<3%	5A 50µS	50 pcs
Linea 185 LV 2700K 1150Lm CRI97 60° Dali	93	96	103	99	16.3	0.95	<3%	5A 50µS	50 pcs
Linea 185 LV 2700K 1150Lm CRI97 60° Casambi	93	96	103	99	16.3	0.95	<3%	5A 50µS	50 pcs
Linea 185 LV 2700K 1150Lm CRI97 80° No dim	93	96	103	99	20.8	0.93	<3%	21A 180µS	50 pcs
Linea 185 LV 2700K 1150Lm CRI97 80° Triac	93	96	103	99	20.8	0.95	<3%	2A 50µS	50 pcs
Linea 185 LV 2700K 1150Lm CRI97 80° 1-10V & Push	93	96	103	99	20.8	0.95	<3%	5A 50µS	50 pcs
Linea 185 LV 2700K 1150Lm CRI97 80° Dali	93	96	103	99	20.8	0.95	<3%	5A 50µS	50 pcs
Linea 185 LV 2700K 1150Lm CRI97 80° Casambi	93	96	103	99	20.8	0.95	<3%	5A 50µS	50 pcs

### ITEM SPECIFICATIONS (PART C)


Description	Safety class	Energy class	Weight	Dimensions single carton	Quantity per carton	Expected lifespan B10 reported (25°C)		
						L70B10	L80B10	L90B10
Linea 185 LV 2700K 1150Lm CRI97	II	F	880 gr	233x233x85 mm	20 pcs	>60.500 hrs	>60.500 hrs	>60.500 hrs

All values are measured at 230V (+/- 7%)

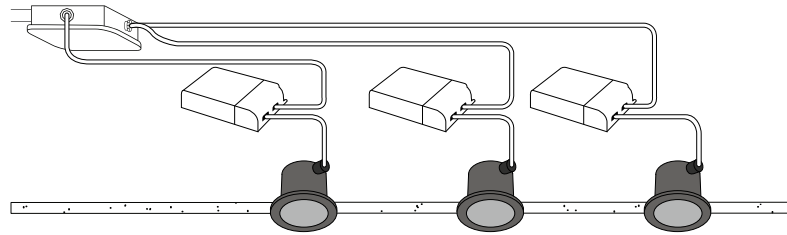
04-09-2024

## LINEA 185 LV

Downlight incl. PSU



2700K CRI97 1625LM



### ITEM SPECIFICATIONS (PART A)

Description	Item code GS	Item code WS	Extra	Input	mA	W	Lm	Lm/W	CRI (typ.)
Linea 185 LV 2700K 1625Lm CRI97 24° No dim	875K03XX2U02	875K03XX9K02	incl. PSU	220-240V	500	20,1	1625	81	97
Linea 185 LV 2700K 1625Lm CRI97 24° Triac	875K03XX2K02	875K03XX9A02	incl. PSU	220-240V	500	20,1	1625	81	97
Linea 185 LV 2700K 1625Lm CRI97 24° 1-10V & Push	875K03XX2X02	875K03XX9T02	incl. PSU	220-240V	500	20,1	1625	81	97
Linea 185 LV 2700K 1625Lm CRI97 24° Dali	875K03XX2L02	875K03XX9B02	incl. PSU	220-240V	500	20,1	1625	81	97
Linea 185 LV 2700K 1625Lm CRI97 24° Casambi	875K03XX2M02	875K03XX9C02	incl. PSU	220-240V	500	20,1	1625	81	97
Linea 185 LV 2700K 1625Lm CRI97 60° No dim	875K03XX2V02	875K03XX9L02	incl. PSU	220-240V	500	20,1	1625	81	97
Linea 185 LV 2700K 1625Lm CRI97 60° Triac	875K03XX2N02	875K03XX9D02	incl. PSU	220-240V	500	20,1	1625	81	97
Linea 185 LV 2700K 1625Lm CRI97 60° 1-10V & Push	875K03XX2Y02	875K03XX9U02	incl. PSU	220-240V	500	20,1	1625	81	97
Linea 185 LV 2700K 1625Lm CRI97 60° Dali	875K03XX2P02	875K03XX9E02	incl. PSU	220-240V	500	20,1	1625	81	97
Linea 185 LV 2700K 1625Lm CRI97 60° Casambi	875K03XX2Q02	875K03XX9F02	incl. PSU	220-240V	500	20,1	1625	81	97
Linea 185 LV 2700K 1625Lm CRI97 80° No dim	875K03XX2W02	875K03XX9M02	incl. PSU	220-240V	500	20,1	1625	81	97
Linea 185 LV 2700K 1625Lm CRI97 80° Triac	875K03XX2R02	875K03XX9G02	incl. PSU	220-240V	500	20,1	1625	81	97
Linea 185 LV 2700K 1625Lm CRI97 80° 1-10V & Push	875K03XX2Z02	875K03XX9V02	incl. PSU	220-240V	500	20,1	1625	81	97
Linea 185 LV 2700K 1625Lm CRI97 80° Dali	875K03XX2S02	875K03XX9H02	incl. PSU	220-240V	500	20,1	1625	81	97
Linea 185 LV 2700K 1625Lm CRI97 80° Casambi	875K03XX2T02	875K03XX9J02	incl. PSU	220-240V	500	20,1	1625	81	97

### ITEM SPECIFICATIONS (PART B)

Description	R9	Rf	Rg	R15	UGR	Pf	Ripple	Inrush	B16A
Linea 185 LV 2700K 1625Lm CRI97 24° No dim	93	96	103	99	16.7	0.95	<3%	5A 50µS	50 pcs
Linea 185 LV 2700K 1625Lm CRI97 24° Triac	93	96	103	99	16.7	0.95	<3%	2A 50µS	50 pcs
Linea 185 LV 2700K 1625Lm CRI97 24° 1-10V & Push	93	96	103	99	16.7	0.95	<3%	5A 50µS	50 pcs
Linea 185 LV 2700K 1625Lm CRI97 24° Dali	93	96	103	99	16.7	0.95	<3%	5A 50µS	50 pcs
Linea 185 LV 2700K 1625Lm CRI97 24° Casambi	93	96	103	99	16.7	0.95	<3%	5A 50µS	50 pcs
Linea 185 LV 2700K 1625Lm CRI97 60° No dim	93	96	103	99	17.5	0.95	<3%	5A 50µS	50 pcs
Linea 185 LV 2700K 1625Lm CRI97 60° Triac	93	96	103	99	17.5	0.95	<3%	2A 50µS	50 pcs
Linea 185 LV 2700K 1625Lm CRI97 60° 1-10V & Push	93	96	103	99	17.5	0.95	<3%	5A 50µS	50 pcs
Linea 185 LV 2700K 1625Lm CRI97 60° Dali	93	96	103	99	17.5	0.95	<3%	5A 50µS	50 pcs
Linea 185 LV 2700K 1625Lm CRI97 60° Casambi	93	96	103	99	17.5	0.95	<3%	5A 50µS	50 pcs
Linea 185 LV 2700K 1625Lm CRI97 80° No dim	93	96	103	99	22.0	0.95	<3%	5A 50µS	50 pcs
Linea 185 LV 2700K 1625Lm CRI97 80° Triac	93	96	103	99	22.0	0.95	<3%	2A 50µS	50 pcs
Linea 185 LV 2700K 1625Lm CRI97 80° 1-10V & Push	93	96	103	99	22.0	0.95	<3%	5A 50µS	50 pcs
Linea 185 LV 2700K 1625Lm CRI97 80° Dali	93	96	103	99	22.0	0.95	<3%	5A 50µS	50 pcs
Linea 185 LV 2700K 1625Lm CRI97 80° Casambi	93	96	103	99	22.0	0.95	<3%	5A 50µS	50 pcs

### ITEM SPECIFICATIONS (PART C)


Description	Safety class	Energy class	Weight	Dimensions single carton	Quantity per carton	Expected lifespan B10 reported (25°C)		
						L70B10	L80B10	L90B10
Linea 185 LV 2700K 1625Lm CRI97	II	F	880 gr	233x233x85 mm	20 pcs	>60.500 hrs	>60.500 hrs	>60.500 hrs

All values are measured at 230V (+/- 7%)

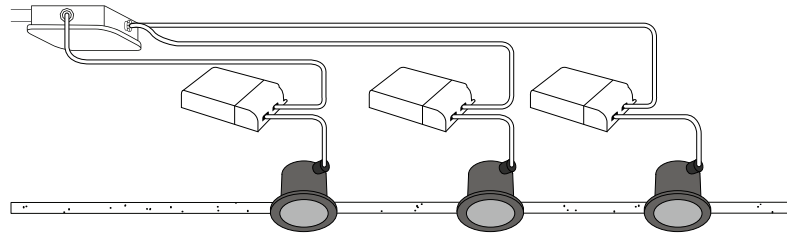
04-09-2024

## LINEA 185 LV

Downlight incl. PSU



2700K CRI97 2050LM



### ITEM SPECIFICATIONS (PART A)

Description	Item code GS	Item code WS	Extra	Input	mA	W	Lm	Lm/W	CRI (typ.)
Linea 185 LV 2700K 2050Lm CRI97 24° No dim	875N03XX2U02	875N03XX9K02	incl. PSU	220-240V	650	26,0	2050	79	97
Linea 185 LV 2700K 2050Lm CRI97 24° 1-10V & Push	875N03XX2X02	875N03XX9T02	incl. PSU	220-240V	650	26,0	2050	79	97
Linea 185 LV 2700K 2050Lm CRI97 24° Dali	875N03XX2L02	875N03XX9B02	incl. PSU	220-240V	650	26,0	2050	79	97
Linea 185 LV 2700K 2050Lm CRI97 24° Casambi	875N03XX2M02	875N03XX9C02	incl. PSU	220-240V	650	26,0	2050	79	97
Linea 185 LV 2700K 2050Lm CRI97 60° No dim	875N03XX2V02	875N03XX9L02	incl. PSU	220-240V	650	26,0	2050	79	97
Linea 185 LV 2700K 2050Lm CRI97 60° 1-10V & Push	875N03XX2Y02	875N03XX9U02	incl. PSU	220-240V	650	26,0	2050	79	97
Linea 185 LV 2700K 2050Lm CRI97 60° Dali	875N03XX2P02	875N03XX9E02	incl. PSU	220-240V	650	26,0	2050	79	97
Linea 185 LV 2700K 2050Lm CRI97 60° Casambi	875N03XX2Q02	875N03XX9F02	incl. PSU	220-240V	650	26,0	2050	79	97
Linea 185 LV 2700K 2050Lm CRI97 80° No dim	875N03XX2W02	875N03XX9M02	incl. PSU	220-240V	650	26,0	2050	79	97
Linea 185 LV 2700K 2050Lm CRI97 80° 1-10V & Push	875N03XX2Z02	875N03XX9V02	incl. PSU	220-240V	650	26,0	2050	79	97
Linea 185 LV 2700K 2050Lm CRI97 80° Dali	875N03XX2S02	875N03XX9H02	incl. PSU	220-240V	650	26,0	2050	79	97
Linea 185 LV 2700K 2050Lm CRI97 80° Casambi	875N03XX2T02	875N03XX9J02	incl. PSU	220-240V	650	26,0	2050	79	97

### ITEM SPECIFICATIONS (PART B)

Description	R9	Rf	Rg	R15	UGR	Pf	Ripple	Inrush	B16A
Linea 185 LV 2700K 2050Lm CRI97 24° No dim	93	96	103	99	17.5	0.95	<3%	5A 50µS	50 pcs
Linea 185 LV 2700K 2050Lm CRI97 24° 1-10V & Push	93	96	103	99	17.5	0.95	<3%	5A 50µS	50 pcs
Linea 185 LV 2700K 2050Lm CRI97 24° Dali	93	96	103	99	17.5	0.95	<3%	5A 50µS	50 pcs
Linea 185 LV 2700K 2050Lm CRI97 24° Casambi	93	96	103	99	17.5	0.95	<3%	5A 50µS	50 pcs
Linea 185 LV 2700K 2050Lm CRI97 60° No dim	93	96	103	99	18.3	0.95	<3%	5A 50µS	50 pcs
Linea 185 LV 2700K 2050Lm CRI97 60° 1-10V & Push	93	96	103	99	18.3	0.95	<3%	5A 50µS	50 pcs
Linea 185 LV 2700K 2050Lm CRI97 60° Dali	93	96	103	99	18.3	0.95	<3%	5A 50µS	50 pcs
Linea 185 LV 2700K 2050Lm CRI97 60° Casambi	93	96	103	99	18.3	0.95	<3%	5A 50µS	50 pcs
Linea 185 LV 2700K 2050Lm CRI97 80° No dim	93	96	103	99	22.8	0.95	<3%	5A 50µS	50 pcs
Linea 185 LV 2700K 2050Lm CRI97 80° 1-10V & Push	93	96	103	99	22.8	0.95	<3%	5A 50µS	50 pcs
Linea 185 LV 2700K 2050Lm CRI97 80° Dali	93	96	103	99	22.8	0.95	<3%	5A 50µS	50 pcs
Linea 185 LV 2700K 2050Lm CRI97 80° Casambi	93	96	103	99	22.8	0.95	<3%	5A 50µS	50 pcs

### ITEM SPECIFICATIONS (PART C)

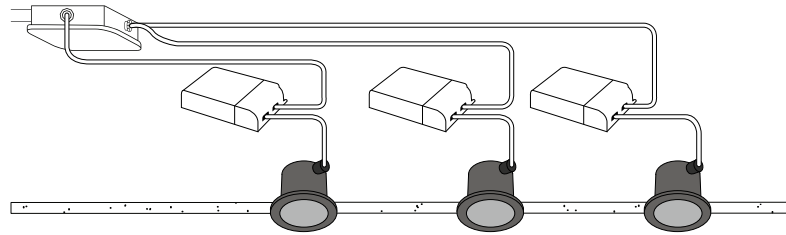

Description	Safety class	Energy class	Weight	Dimensions single carton	Quantity per carton	Expected lifespan B10 reported (25°C)		
						L70B10	L80B10	L90B10
Linea 185 LV 2700K 2050Lm CRI97	II	F	880 gr	233x233x85 mm	20 pcs	>60.500 hrs	>60.500 hrs	>60.500 hrs

All values are measured at 230V (+/- 7%)

**LINEA 185 LV**

**3000K CRI97 1250LM**

Downlight incl. PSU



**ITEM SPECIFICATIONS (PART A)**

Description	Item code GS	Item code WS	Extra	Input	mA	W	Lm	Lm/W	CRI (typ.)
Linea 185 LV 3000K 1250Lm CRI97 24° No dim	875B03XX2U02	875B03XX9K02	incl. PSU	220-240V	350	13,8	1250	91	97
Linea 185 LV 3000K 1250Lm CRI97 24° Triac	875B03XX2K02	875B03XX9A02	incl. PSU	220-240V	350	13,8	1250	91	97
Linea 185 LV 3000K 1250Lm CRI97 24° 1-10V & Push	875B03XX2X02	875B03XX9T02	incl. PSU	220-240V	350	13,8	1250	91	97
Linea 185 LV 3000K 1250Lm CRI97 24° Dali	875B03XX2L02	875B03XX9B02	incl. PSU	220-240V	350	13,8	1250	91	97
Linea 185 LV 3000K 1250Lm CRI97 24° Casambi	875B03XX2M02	875B03XX9C02	incl. PSU	220-240V	350	13,8	1250	91	97
Linea 185 LV 3000K 1250Lm CRI97 60° No dim	875B03XX2V02	875B03XX9L02	incl. PSU	220-240V	350	13,8	1250	91	97
Linea 185 LV 3000K 1250Lm CRI97 60° Triac	875B03XX2N02	875B03XX9D02	incl. PSU	220-240V	350	13,8	1250	91	97
Linea 185 LV 3000K 1250Lm CRI97 60° 1-10V & Push	875B03XX2Y02	875B03XX9U02	incl. PSU	220-240V	350	13,8	1250	91	97
Linea 185 LV 3000K 1250Lm CRI97 60° Dali	875B03XX2P02	875B03XX9E02	incl. PSU	220-240V	350	13,8	1250	91	97
Linea 185 LV 3000K 1250Lm CRI97 60° Casambi	875B03XX2Q02	875B03XX9F02	incl. PSU	220-240V	350	13,8	1250	91	97
Linea 185 LV 3000K 1250Lm CRI97 80° No dim	875B03XX2W02	875B03XX9M02	incl. PSU	220-240V	350	13,8	1250	91	97
Linea 185 LV 3000K 1250Lm CRI97 80° Triac	875B03XX2R02	875B03XX9G02	incl. PSU	220-240V	350	13,8	1250	91	97
Linea 185 LV 3000K 1250Lm CRI97 80° 1-10V & Push	875B03XX2Z02	875B03XX9V02	incl. PSU	220-240V	350	13,8	1250	91	97
Linea 185 LV 3000K 1250Lm CRI97 80° Dali	875B03XX2S02	875B03XX9H02	incl. PSU	220-240V	350	13,8	1250	91	97
Linea 185 LV 3000K 1250Lm CRI97 80° Casambi	875B03XX2T02	875B03XX9J02	incl. PSU	220-240V	350	13,8	1250	91	97

**ITEM SPECIFICATIONS (PART B)**

Description	R9	Rf	Rg	R15	UGR	Pf	Ripple	Inrush	B16A
Linea 185 LV 3000K 1250Lm CRI97 24° No dim	96	95	103	100	15.8	0.93	<3%	21A 180µS	50 pcs
Linea 185 LV 3000K 1250Lm CRI97 24° Triac	96	95	103	100	15.8	0.95	<3%	2A 50µS	50 pcs
Linea 185 LV 3000K 1250Lm CRI97 24° 1-10V & Push	96	95	103	100	15.8	0.95	<3%	5A 50µS	50 pcs
Linea 185 LV 3000K 1250Lm CRI97 24° Dali	96	95	103	100	15.8	0.95	<3%	5A 50µS	50 pcs
Linea 185 LV 3000K 1250Lm CRI97 24° Casambi	96	95	103	100	15.8	0.95	<3%	5A 50µS	50 pcs
Linea 185 LV 3000K 1250Lm CRI97 60° No dim	96	95	103	100	16.6	0.93	<3%	21A 180µS	50 pcs
Linea 185 LV 3000K 1250Lm CRI97 60° Triac	96	95	103	100	16.6	0.95	<3%	2A 50µS	50 pcs
Linea 185 LV 3000K 1250Lm CRI97 60° 1-10V & Push	96	95	103	100	16.6	0.95	<3%	5A 50µS	50 pcs
Linea 185 LV 3000K 1250Lm CRI97 60° Dali	96	95	103	100	16.6	0.95	<3%	5A 50µS	50 pcs
Linea 185 LV 3000K 1250Lm CRI97 60° Casambi	96	95	103	100	16.6	0.95	<3%	5A 50µS	50 pcs
Linea 185 LV 3000K 1250Lm CRI97 80° No dim	96	95	103	100	21.1	0.93	<3%	21A 180µS	50 pcs
Linea 185 LV 3000K 1250Lm CRI97 80° Triac	96	95	103	100	21.1	0.95	<3%	2A 50µS	50 pcs
Linea 185 LV 3000K 1250Lm CRI97 80° 1-10V & Push	96	95	103	100	21.1	0.95	<3%	5A 50µS	50 pcs
Linea 185 LV 3000K 1250Lm CRI97 80° Dali	96	95	103	100	21.1	0.95	<3%	5A 50µS	50 pcs
Linea 185 LV 3000K 1250Lm CRI97 80° Casambi	96	95	103	100	21.1	0.95	<3%	5A 50µS	50 pcs

**ITEM SPECIFICATIONS (PART C)**


Description	Safety class	Energy class	Weight	Dimensions single carton	Quantity per carton	Expected lifespan B10 reported (25°C)		
						L70B10	L80B10	L90B10
Linea 185 LV 3000K 1250Lm CRI97	II	F	880 gr	233x233x85 mm	20 pcs	>60.500 hrs	>60.500 hrs	>60.500 hrs

All values are measured at 230V (+/- 7%)

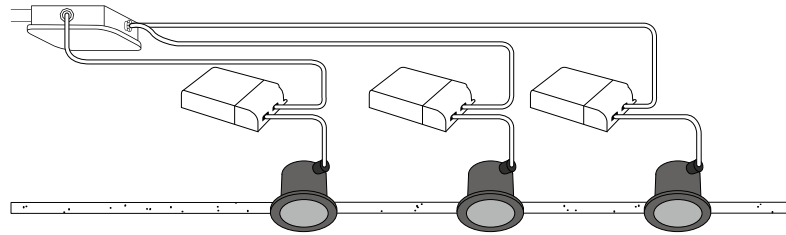
04-09-2024

## LINEA 185 LV

Downlight incl. PSU



**3000K CRI97 1800LM**



### ITEM SPECIFICATIONS (PART A)

Description	Item code GS	Item code WS	Extra	Input	mA	W	Lm	Lm/W	CRI (typ.)
Linea 185 LV 3000K 1800Lm CRI97 24° No dim	875L03XX2U02	875L03XX9K02	incl. PSU	220-240V	500	20,1	1800	89	97
Linea 185 LV 3000K 1800Lm CRI97 24° Triac	875L03XX2K02	875L03XX9A02	incl. PSU	220-240V	500	20,1	1800	89	97
Linea 185 LV 3000K 1800Lm CRI97 24° 1-10V & Push	875L03XX2X02	875L03XX9T02	incl. PSU	220-240V	500	20,1	1800	89	97
Linea 185 LV 3000K 1800Lm CRI97 24° Dali	875L03XX2L02	875L03XX9B02	incl. PSU	220-240V	500	20,1	1800	89	97
Linea 185 LV 3000K 1800Lm CRI97 24° Casambi	875L03XX2M02	875L03XX9C02	incl. PSU	220-240V	500	20,1	1800	89	97
Linea 185 LV 3000K 1800Lm CRI97 60° No dim	875L03XX2V02	875L03XX9L02	incl. PSU	220-240V	500	20,1	1800	89	97
Linea 185 LV 3000K 1800Lm CRI97 60° Triac	875L03XX2N02	875L03XX9D02	incl. PSU	220-240V	500	20,1	1800	89	97
Linea 185 LV 3000K 1800Lm CRI97 60° 1-10V & Push	875L03XX2Y02	875L03XX9U02	incl. PSU	220-240V	500	20,1	1800	89	97
Linea 185 LV 3000K 1800Lm CRI97 60° Dali	875L03XX2P02	875L03XX9E02	incl. PSU	220-240V	500	20,1	1800	89	97
Linea 185 LV 3000K 1800Lm CRI97 60° Casambi	875L03XX2Q02	875L03XX9F02	incl. PSU	220-240V	500	20,1	1800	89	97
Linea 185 LV 3000K 1800Lm CRI97 80° No dim	875L03XX2W02	875L03XX9M02	incl. PSU	220-240V	500	20,1	1800	89	97
Linea 185 LV 3000K 1800Lm CRI97 80° Triac	875L03XX2R02	875L03XX9G02	incl. PSU	220-240V	500	20,1	1800	89	97
Linea 185 LV 3000K 1800Lm CRI97 80° 1-10V & Push	875L03XX2Z02	875L03XX9V02	incl. PSU	220-240V	500	20,1	1800	89	97
Linea 185 LV 3000K 1800Lm CRI97 80° Dali	875L03XX2S02	875L03XX9H02	incl. PSU	220-240V	500	20,1	1800	89	97
Linea 185 LV 3000K 1800Lm CRI97 80° Casambi	875L03XX2T02	875L03XX9J02	incl. PSU	220-240V	500	20,1	1800	89	97

### ITEM SPECIFICATIONS (PART B)

Description	R9	Rf	Rg	R15	UGR	Pf	Ripple	Inrush	B16A
Linea 185 LV 3000K 1800Lm CRI97 24° No dim	96	95	103	100	17.0	0.95	<3%	5A 50µS	50 pcs
Linea 185 LV 3000K 1800Lm CRI97 24° Triac	96	95	103	100	17.0	0.95	<3%	2A 50µS	50 pcs
Linea 185 LV 3000K 1800Lm CRI97 24° 1-10V & Push	96	95	103	100	17.0	0.95	<3%	5A 50µS	50 pcs
Linea 185 LV 3000K 1800Lm CRI97 24° Dali	96	95	103	100	17.0	0.95	<3%	5A 50µS	50 pcs
Linea 185 LV 3000K 1800Lm CRI97 24° Casambi	96	95	103	100	17.0	0.95	<3%	5A 50µS	50 pcs
Linea 185 LV 3000K 1800Lm CRI97 60° No dim	96	95	103	100	17.9	0.95	<3%	5A 50µS	50 pcs
Linea 185 LV 3000K 1800Lm CRI97 60° Triac	96	95	103	100	17.9	0.95	<3%	2A 50µS	50 pcs
Linea 185 LV 3000K 1800Lm CRI97 60° 1-10V & Push	96	95	103	100	17.9	0.95	<3%	5A 50µS	50 pcs
Linea 185 LV 3000K 1800Lm CRI97 60° Dali	96	95	103	100	17.9	0.95	<3%	5A 50µS	50 pcs
Linea 185 LV 3000K 1800Lm CRI97 60° Casambi	96	95	103	100	17.9	0.95	<3%	5A 50µS	50 pcs
Linea 185 LV 3000K 1800Lm CRI97 80° No dim	96	95	103	100	22.3	0.95	<3%	5A 50µS	50 pcs
Linea 185 LV 3000K 1800Lm CRI97 80° Triac	96	95	103	100	22.3	0.95	<3%	2A 50µS	50 pcs
Linea 185 LV 3000K 1800Lm CRI97 80° 1-10V & Push	96	95	103	100	22.3	0.95	<3%	5A 50µS	50 pcs
Linea 185 LV 3000K 1800Lm CRI97 80° Dali	96	95	103	100	22.3	0.95	<3%	5A 50µS	50 pcs
Linea 185 LV 3000K 1800Lm CRI97 80° Casambi	96	95	103	100	22.3	0.95	<3%	5A 50µS	50 pcs

### ITEM SPECIFICATIONS (PART C)

Description	Safety class	Energy class	Weight	Dimensions single carton	Quantity per carton	Expected lifespan B10 reported (25°C)		
						L70B10	L80B10	L90B10
Linea 185 LV 3000K 1800Lm CRI97	II	F	880 gr	233x233x85 mm	20 pcs	>60.500 hrs	>60.500 hrs	>60.500 hrs


All values are measured at 230V (+/- 7%)

04-09-2024

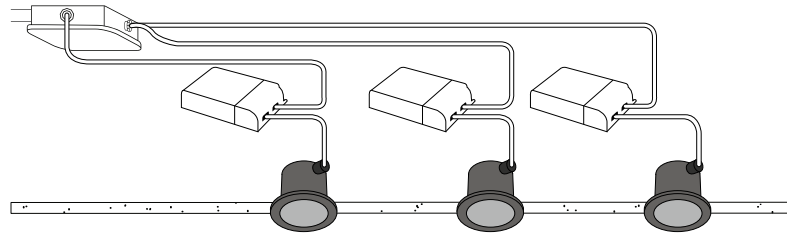


## LINEA 185 LV

Downlight incl. PSU



**3000K CRI97 2250LM**



### ITEM SPECIFICATIONS (PART A)

Description	Item code GS	Item code WS	Extra	Input	mA	W	Lm	Lm/W	CRI (typ.)
Linea 185 LV 3000K 2250Lm CRI97 24° No dim	875P03XX2U02	875P03XX9K02	incl. PSU	220-240V	650	26,0	2250	86	97
Linea 185 LV 3000K 2250Lm CRI97 24° 1-10V & Push	875P03XX2X02	875P03XX9T02	incl. PSU	220-240V	650	26,0	2250	86	97
Linea 185 LV 3000K 2250Lm CRI97 24° Dali	875P03XX2L02	875P03XX9B02	incl. PSU	220-240V	650	26,0	2250	86	97
Linea 185 LV 3000K 2250Lm CRI97 24° Casambi	875P03XX2M02	875P03XX9C02	incl. PSU	220-240V	650	26,0	2250	86	97
Linea 185 LV 3000K 2250Lm CRI97 60° No dim	875P03XX2V02	875P03XX9L02	incl. PSU	220-240V	650	26,0	2250	86	97
Linea 185 LV 3000K 2250Lm CRI97 60° 1-10V & Push	875P03XX2Y02	875P03XX9U02	incl. PSU	220-240V	650	26,0	2250	86	97
Linea 185 LV 3000K 2250Lm CRI97 60° Dali	875P03XX2P02	875P03XX9E02	incl. PSU	220-240V	650	26,0	2250	86	97
Linea 185 LV 3000K 2250Lm CRI97 60° Casambi	875P03XX2Q02	875P03XX9F02	incl. PSU	220-240V	650	26,0	2250	86	97
Linea 185 LV 3000K 2250Lm CRI97 80° No dim	875P03XX2W02	875P03XX9M02	incl. PSU	220-240V	650	26,0	2250	86	97
Linea 185 LV 3000K 2250Lm CRI97 80° 1-10V & Push	875P03XX2Z02	875P03XX9V02	incl. PSU	220-240V	650	26,0	2250	86	97
Linea 185 LV 3000K 2250Lm CRI97 80° Dali	875P03XX2S02	875P03XX9H02	incl. PSU	220-240V	650	26,0	2250	86	97
Linea 185 LV 3000K 2250Lm CRI97 80° Casambi	875P03XX2T02	875P03XX9J02	incl. PSU	220-240V	650	26,0	2250	86	97

### ITEM SPECIFICATIONS (PART B)

Description	R9	Rf	Rg	R15	UGR	Pf	Ripple	Inrush	B16A
Linea 185 LV 3000K 2250Lm CRI97 24° No dim	96	95	103	100	17.8	0.95	<3%	5A 50µS	50 pcs
Linea 185 LV 3000K 2250Lm CRI97 24° 1-10V & Push	96	95	103	100	17.8	0.95	<3%	5A 50µS	50 pcs
Linea 185 LV 3000K 2250Lm CRI97 24° Dali	96	95	103	100	17.8	0.95	<3%	5A 50µS	50 pcs
Linea 185 LV 3000K 2250Lm CRI97 24° Casambi	96	95	103	100	17.8	0.95	<3%	5A 50µS	50 pcs
Linea 185 LV 3000K 2250Lm CRI97 60° No dim	96	95	103	100	18.7	0.95	<3%	5A 50µS	50 pcs
Linea 185 LV 3000K 2250Lm CRI97 60° 1-10V & Push	96	95	103	100	18.7	0.95	<3%	5A 50µS	50 pcs
Linea 185 LV 3000K 2250Lm CRI97 60° Dali	96	95	103	100	18.7	0.95	<3%	5A 50µS	50 pcs
Linea 185 LV 3000K 2250Lm CRI97 60° Casambi	96	95	103	100	18.7	0.95	<3%	5A 50µS	50 pcs
Linea 185 LV 3000K 2250Lm CRI97 80° No dim	96	95	103	100	23.1	0.93	<3%	5A 50µS	50 pcs
Linea 185 LV 3000K 2250Lm CRI97 80° 1-10V & Push	96	95	103	100	23.1	0.95	<3%	5A 50µS	50 pcs
Linea 185 LV 3000K 2250Lm CRI97 80° Dali	96	95	103	100	23.1	0.95	<3%	5A 50µS	50 pcs
Linea 185 LV 3000K 2250Lm CRI97 80° Casambi	96	95	103	100	23.1	0.95	<3%	5A 50µS	50 pcs


### ITEM SPECIFICATIONS (PART C)

Description	Safety class	Energy class	Weight	Dimensions single carton	Quantity per carton	Expected lifespan B10 reported (25°C)		
						L70B10	L80B10	L90B10
Linea 185 LV 3000K 2250Lm CRI97	II	F	880 gr	233x233x85 mm	20 pcs	>60.500 hrs	>60.500 hrs	>60.500 hrs

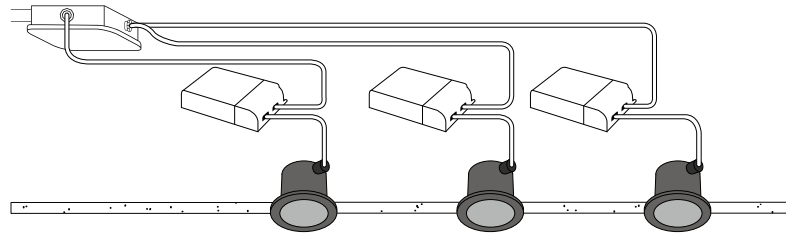
All values are measured at 230V (+/- 7%)

**LINEA 185**

Downlight incl. PSU



**4000K CRI97 1350LM**



**ITEM SPECIFICATIONS (PART A)**

Description	Item code GS	Item code WS	Extra	Input	mA	W	Lm	Lm/W	CRI (typ.)
Linea 185 LV 4000K 1350Lm CRI97 24° No dim	875G03XX2U02	875G03XX9K02	incl. PSU	220-240V	350	13,8	1350	98	97
Linea 185 LV 4000K 1350Lm CRI97 24° Triac	875G03XX2K02	875G03XX9A02	incl. PSU	220-240V	350	13,8	1350	98	97
Linea 185 LV 4000K 1350Lm CRI97 24° 1-10V & Push	875G03XX2X02	875G03XX9T02	incl. PSU	220-240V	350	13,8	1350	98	97
Linea 185 LV 4000K 1350Lm CRI97 24° Dali	875G03XX2L02	875G03XX9B02	incl. PSU	220-240V	350	13,8	1350	98	97
Linea 185 LV 4000K 1350Lm CRI97 24° Casambi	875G03XX2M02	875G03XX9C02	incl. PSU	220-240V	350	13,8	1350	98	97
Linea 185 LV 4000K 1350Lm CRI97 60° No dim	875G03XX2V02	875G03XX9L02	incl. PSU	220-240V	350	13,8	1350	98	97
Linea 185 LV 4000K 1350Lm CRI97 60° Triac	875G03XX2N02	875G03XX9D02	incl. PSU	220-240V	350	13,8	1350	98	97
Linea 185 LV 4000K 1350Lm CRI97 60° 1-10V & Push	875G03XX2Y02	875G03XX9U02	incl. PSU	220-240V	350	13,8	1350	98	97
Linea 185 LV 4000K 1350Lm CRI97 60° Dali	875G03XX2P02	875G03XX9E02	incl. PSU	220-240V	350	13,8	1350	98	97
Linea 185 LV 4000K 1350Lm CRI97 60° Casambi	875G03XX2Q02	875G03XX9F02	incl. PSU	220-240V	350	13,8	1350	98	97
Linea 185 LV 4000K 1350Lm CRI97 80° No dim	875G03XX2W02	875G03XX9M02	incl. PSU	220-240V	350	13,8	1350	98	97
Linea 185 LV 4000K 1350Lm CRI97 80° Triac	875G03XX2R02	875G03XX9G02	incl. PSU	220-240V	350	13,8	1350	98	97
Linea 185 LV 4000K 1350Lm CRI97 80° 1-10V & Push	875G03XX2Z02	875G03XX9V02	incl. PSU	220-240V	350	13,8	1350	98	97
Linea 185 LV 4000K 1350Lm CRI97 80° Dali	875G03XX2S02	875G03XX9H02	incl. PSU	220-240V	350	13,8	1350	98	97
Linea 185 LV 4000K 1350Lm CRI97 80° Casambi	875G03XX2T02	875G03XX9J02	incl. PSU	220-240V	350	13,8	1350	98	97

**ITEM SPECIFICATIONS (PART B)**

Description	R9	Rf	Rg	R15	UGR	Pf	Ripple	Inrush	B16A
Linea 185 LV 4000K 1350Lm CRI97 24° No dim	96	95	103	100	16.0	0.93	<3%	21A 180µS	50 pcs
Linea 185 LV 4000K 1350Lm CRI97 24° Triac	96	95	103	100	16.0	0.95	<3%	2A 50µS	50 pcs
Linea 185 LV 4000K 1350Lm CRI97 24° 1-10V & Push	96	95	103	100	16.0	0.95	<3%	5A 50µS	50 pcs
Linea 185 LV 4000K 1350Lm CRI97 24° Dali	96	95	103	100	16.0	0.95	<3%	5A 50µS	50 pcs
Linea 185 LV 4000K 1350Lm CRI97 24° Casambi	96	95	103	100	16.0	0.95	<3%	5A 50µS	50 pcs
Linea 185 LV 4000K 1350Lm CRI97 60° No dim	96	95	103	100	16.9	0.93	<3%	21A 180µS	50 pcs
Linea 185 LV 4000K 1350Lm CRI97 60° Triac	96	95	103	100	16.9	0.95	<3%	2A 50µS	50 pcs
Linea 185 LV 4000K 1350Lm CRI97 60° 1-10V & Push	96	95	103	100	16.9	0.95	<3%	5A 50µS	50 pcs
Linea 185 LV 4000K 1350Lm CRI97 60° Dali	96	95	103	100	16.9	0.95	<3%	5A 50µS	50 pcs
Linea 185 LV 4000K 1350Lm CRI97 60° Casambi	96	95	103	100	16.9	0.95	<3%	5A 50µS	50 pcs
Linea 185 LV 4000K 1350Lm CRI97 80° No dim	96	95	103	100	21.3	0.93	<3%	21A 180µS	50 pcs
Linea 185 LV 4000K 1350Lm CRI97 80° Triac	96	95	103	100	21.3	0.95	<3%	2A 50µS	50 pcs
Linea 185 LV 4000K 1350Lm CRI97 80° 1-10V & Push	96	95	103	100	21.3	0.95	<3%	5A 50µS	50 pcs
Linea 185 LV 4000K 1350Lm CRI97 80° Dali	96	95	103	100	21.3	0.95	<3%	5A 50µS	50 pcs
Linea 185 LV 4000K 1350Lm CRI97 80° Casambi	96	95	103	100	21.3	0.95	<3%	5A 50µS	50 pcs

**ITEM SPECIFICATIONS (PART C)**

Description	Safety class	Energy class	Weight	Dimensions single carton	Quantity per carton	Expected lifespan B10 reported (25°C)		
						L70B10	L80B10	L90B10
Linea 185 LV 4000K 1350Lm CRI97	II	E	880 gr	233x233x85 mm	20 pcs	>60.500 hrs	>60.500 hrs	>60.500 hrs

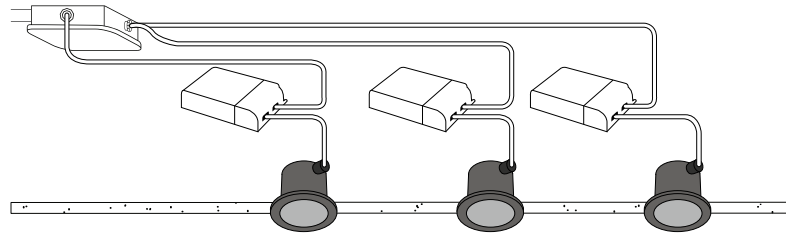

All values are measured at 230V (+/- 7%)

04-09-2024

**LINEA 185 LV**

**4000K CRI97 1925LM**

Downlight incl. PSU



**ITEM SPECIFICATIONS (PART A)**

Description	Item code GS	Item code WS	Extra	Input	mA	W	Lm	Lm/W	CRI (typ.)
Linea 185 LV 4000K 1925Lm CRI97 24° No dim	875M03XX2U02	875M03XX9K02	incl. PSU	220-240V	500	20,1	1925	96	97
Linea 185 LV 4000K 1925Lm CRI97 24° Triac	875M03XX2K02	875M03XX9A02	incl. PSU	220-240V	500	20,1	1925	96	97
Linea 185 LV 4000K 1925Lm CRI97 24° 1-10V & Push	875M03XX2X02	875M03XX9T02	incl. PSU	220-240V	500	20,1	1925	96	97
Linea 185 LV 4000K 1925Lm CRI97 24° Dali	875M03XX2L02	875M03XX9B02	incl. PSU	220-240V	500	20,1	1925	96	97
Linea 185 LV 4000K 1925Lm CRI97 24° Casambi	875M03XX2M02	875M03XX9C02	incl. PSU	220-240V	500	20,1	1925	96	97
Linea 185 LV 4000K 1925Lm CRI97 60° No dim	875M03XX2V02	875M03XX9L02	incl. PSU	220-240V	500	20,1	1925	96	97
Linea 185 LV 4000K 1925Lm CRI97 60° Triac	875M03XX2N02	875M03XX9D02	incl. PSU	220-240V	500	20,1	1925	96	97
Linea 185 LV 4000K 1925Lm CRI97 60° 1-10V & Push	875M03XX2Y02	875M03XX9U02	incl. PSU	220-240V	500	20,1	1925	96	97
Linea 185 LV 4000K 1925Lm CRI97 60° Dali	875M03XX2P02	875M03XX9E02	incl. PSU	220-240V	500	20,1	1925	96	97
Linea 185 LV 4000K 1925Lm CRI97 60° Casambi	875M03XX2Q02	875M03XX9F02	incl. PSU	220-240V	500	20,1	1925	96	97
Linea 185 LV 4000K 1925Lm CRI97 80° No dim	875M03XX2W02	875M03XX9M02	incl. PSU	220-240V	500	20,1	1925	96	97
Linea 185 LV 4000K 1925Lm CRI97 80° Triac	875M03XX2R02	875M03XX9G02	incl. PSU	220-240V	500	20,1	1925	96	97
Linea 185 LV 4000K 1925Lm CRI97 80° 1-10V & Push	875M03XX2Z02	875M03XX9V02	incl. PSU	220-240V	500	20,1	1925	96	97
Linea 185 LV 4000K 1925Lm CRI97 80° Dali	875M03XX2S02	875M03XX9H02	incl. PSU	220-240V	500	20,1	1925	96	97
Linea 185 LV 4000K 1925Lm CRI97 80° Casambi	875M03XX2T02	875M03XX9J02	incl. PSU	220-240V	500	20,1	1925	96	97

**ITEM SPECIFICATIONS (PART B)**

Description	R9	Rf	Rg	R15	UGR	Pf	Ripple	Inrush	B16A
Linea 185 LV 4000K 1925Lm CRI97 24° No dim	96	95	103	100	17.3	0.95	<3%	5A 50µS	50 pcs
Linea 185 LV 4000K 1925Lm CRI97 24° Triac	96	95	103	100	17.3	0.95	<3%	2A 50µS	50 pcs
Linea 185 LV 4000K 1925Lm CRI97 24° 1-10V & Push	96	95	103	100	17.3	0.95	<3%	5A 50µS	50 pcs
Linea 185 LV 4000K 1925Lm CRI97 24° Dali	96	95	103	100	17.3	0.95	<3%	5A 50µS	50 pcs
Linea 185 LV 4000K 1925Lm CRI97 24° Casambi	96	95	103	100	17.3	0.95	<3%	5A 50µS	50 pcs
Linea 185 LV 4000K 1925Lm CRI97 60° No dim	96	95	103	100	18.1	0.95	<3%	5A 50µS	50 pcs
Linea 185 LV 4000K 1925Lm CRI97 60° Triac	96	95	103	100	18.1	0.95	<3%	2A 50µS	50 pcs
Linea 185 LV 4000K 1925Lm CRI97 60° 1-10V & Push	96	95	103	100	18.1	0.95	<3%	5A 50µS	50 pcs
Linea 185 LV 4000K 1925Lm CRI97 60° Dali	96	95	103	100	18.1	0.95	<3%	5A 50µS	50 pcs
Linea 185 LV 4000K 1925Lm CRI97 60° Casambi	96	95	103	100	18.1	0.95	<3%	5A 50µS	50 pcs
Linea 185 LV 4000K 1925Lm CRI97 80° No dim	96	95	103	100	22.6	0.95	<3%	5A 50µS	50 pcs
Linea 185 LV 4000K 1925Lm CRI97 80° Triac	96	95	103	100	22.6	0.95	<3%	2A 50µS	50 pcs
Linea 185 LV 4000K 1925Lm CRI97 80° 1-10V & Push	96	95	103	100	22.6	0.95	<3%	5A 50µS	50 pcs
Linea 185 LV 4000K 1925Lm CRI97 80° Dali	96	95	103	100	22.6	0.95	<3%	5A 50µS	50 pcs
Linea 185 LV 4000K 1925Lm CRI97 80° Casambi	96	95	103	100	22.6	0.95	<3%	5A 50µS	50 pcs

**ITEM SPECIFICATIONS (PART C)**


Description	Safety class	Energy class	Weight	Dimensions single carton	Quantity per carton	Expected lifespan B10 reported (25°C)		
						L70B10	L80B10	L90B10
Linea 185 LV 4000K 1925Lm CRI97	II	E	880 gr	233x233x85 mm	20 pcs	>60.500 hrs	>60.500 hrs	>60.500 hrs

All values are measured at 230V (+/- 7%)

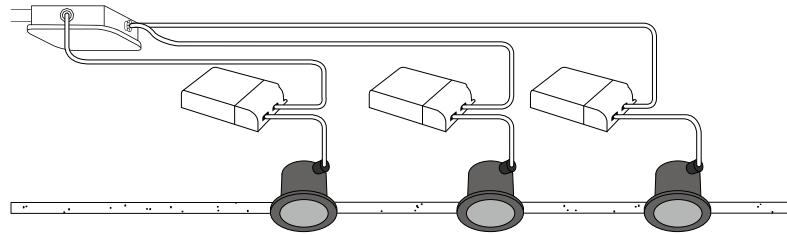
04-09-2024

## LINEA 185

Downlight incl. PSU



**4000K CRI97 2400LM**



### ITEM SPECIFICATIONS (PART A)

Description	Item code GS	Item code WS	Extra	Input	mA	W	Lm	Lm/W	CRI (typ.)
Linea 185 LV 4000K 2400Lm CRI97 24° No dim	875Q03XX2U02	875Q03XX9K02	incl. PSU	220-240V	650	26,0	2400	92	97
Linea 185 LV 4000K 2400Lm CRI97 24° 1-10V & Push	875Q03XX2X02	875Q03XX9T02	incl. PSU	220-240V	650	26,0	2400	92	97
Linea 185 LV 4000K 2400Lm CRI97 24° Dali	875Q03XX2L02	875Q03XX9B02	incl. PSU	220-240V	650	26,0	2400	92	97
Linea 185 LV 4000K 2400Lm CRI97 24° Casambi	875Q03XX2M02	875Q03XX9C02	incl. PSU	220-240V	650	26,0	2400	92	97
Linea 185 LV 4000K 2400Lm CRI97 60° No dim	875Q03XX2V02	875Q03XX9L02	incl. PSU	220-240V	650	26,0	2400	92	97
Linea 185 LV 4000K 2400Lm CRI97 60° 1-10V & Push	875Q03XX2Y02	875Q03XX9U02	incl. PSU	220-240V	650	26,0	2400	92	97
Linea 185 LV 4000K 2400Lm CRI97 60° Dali	875Q03XX2P02	875Q03XX9E02	incl. PSU	220-240V	650	26,0	2400	92	97
Linea 185 LV 4000K 2400Lm CRI97 60° Casambi	875Q03XX2Q02	875Q03XX9F02	incl. PSU	220-240V	650	26,0	2400	92	97
Linea 185 LV 4000K 2400Lm CRI97 80° No dim	875Q03XX2W02	875Q03XX9M02	incl. PSU	220-240V	650	26,0	2400	92	97
Linea 185 LV 4000K 2400Lm CRI97 80° 1-10V & Push	875Q03XX2Z02	875Q03XX9V02	incl. PSU	220-240V	650	26,0	2400	92	97
Linea 185 LV 4000K 2400Lm CRI97 80° Dali	875Q03XX2S02	875Q03XX9H02	incl. PSU	220-240V	650	26,0	2400	92	97
Linea 185 LV 4000K 2400Lm CRI97 80° Casambi	875Q03XX2T02	875Q03XX9J02	incl. PSU	220-240V	650	26,0	2400	92	97

### ITEM SPECIFICATIONS (PART B)

Description	R9	Rf	Rg	R15	UGR	Pf	Ripple	Inrush	B16A
Linea 185 LV 4000K 2400Lm CRI97 24° No dim	96	95	103	100	18.0	0.95	<3%	5A 50µS	50 pcs
Linea 185 LV 4000K 2400Lm CRI97 24° 1-10V & Push	96	95	103	100	18.0	0.95	<3%	5A 50µS	50 pcs
Linea 185 LV 4000K 2400Lm CRI97 24° Dali	96	95	103	100	18.0	0.95	<3%	5A 50µS	50 pcs
Linea 185 LV 4000K 2400Lm CRI97 24° Casambi	96	95	103	100	18.0	0.95	<3%	5A 50µS	50 pcs
Linea 185 LV 4000K 2400Lm CRI97 60° No dim	96	95	103	100	18.9	0.95	<3%	5A 50µS	50 pcs
Linea 185 LV 4000K 2400Lm CRI97 60° 1-10V & Push	96	95	103	100	18.9	0.95	<3%	5A 50µS	50 pcs
Linea 185 LV 4000K 2400Lm CRI97 60° Dali	96	95	103	100	18.9	0.95	<3%	5A 50µS	50 pcs
Linea 185 LV 4000K 2400Lm CRI97 60° Casambi	96	95	103	100	18.9	0.95	<3%	5A 50µS	50 pcs
Linea 185 LV 4000K 2400Lm CRI97 80° No dim	96	95	103	100	23.3	0.95	<3%	5A 50µS	50 pcs
Linea 185 LV 4000K 2400Lm CRI97 80° 1-10V & Push	96	95	103	100	23.3	0.95	<3%	5A 50µS	50 pcs
Linea 185 LV 4000K 2400Lm CRI97 80° Dali	96	95	103	100	23.3	0.95	<3%	5A 50µS	50 pcs
Linea 185 LV 4000K 2400Lm CRI97 80° Casambi	96	95	103	100	23.3	0.95	<3%	5A 50µS	50 pcs


### ITEM SPECIFICATIONS (PART C)

Description	Safety class	Energy class	Weight	Dimensions single carton	Quantity per carton	Expected lifespan B10 reported (25°C)		
						L70B10	L80B10	L90B10
Linea 185 LV 4000K 2400Lm CRI97	II	E	880 gr	233x233x85 mm	20 pcs	>60.500 hrs	>60.500 hrs	>60.500 hrs

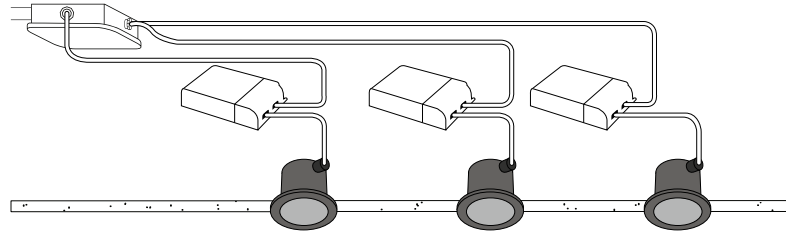
All values are measured at 230V (+/- 7%)

## LINEA 185 LV

Downlight incl. PSU



**1800-3000K CRI97 1250LM**



### ITEM SPECIFICATIONS (PART A)

Description	24°			60°			80°		
	Item code		UGR	Item code		UGR	Item code		UGR
	GS	WS		GS	WS		GS	WS	
Linea 185 LV 1800-3000K 1250Lm CRI97 Triac	875E03XX2K02	875E03XX9A02	15.8	875E03XX2N02	875E03XX9D02	16.6	875E03XX2R02	875E03XX9G02	21.1
Linea 185 LV 1800-3000K 1250Lm CRI97 1-10V & Push	875E03XX2X02	875E03XX9T02	15.8	875E03XX2Y02	875E03XX9U02	16.6	875E03XX2Z02	875E03XX9V02	21.1
Linea 185 LV 1800-3000K 1250Lm CRI97 Dali	875E03XX2L02	875E03XX9B02	15.8	875E03XX2P02	875E03XX9E02	16.6	875E03XX2S02	875E03XX9H02	21.1
Linea 185 LV 1800-3000K 1250Lm CRI97 Casambi	875E03XX2M02	875E03XX9C02	15.8	875E03XX2Q02	875E03XX9F02	16.6	875E03XX2T02	875E03XX9J02	21.1

### ITEM SPECIFICATIONS (PART B)

Description	CCT	W	Lm	Lm/W	CRI (typ.)	R9	Rf	Rg	mA	Pf	Ripple	Inrush	B16A
Linea 185 LV 1800-3000K 1250Lm CRI97 Triac	100%	3000	13,8	1250	91	97	93	95	102	350	0.95	<3%	2A 50µS 50 pcs
	50%	2500	6,9	625	90	94	90	95	105				
	25%	2200	3,4	300	88	93	94	93	105				
	10%	1800	1,4	125	89	92	97	86	110				
Linea 185 LV 1800-3000K 1250Lm CRI97 1-10V & Push	100%	3000	13,8	1250	91	97	93	95	102	350	0.95	<3%	5A 50µS 50 pcs
	50%	2500	6,9	625	90	94	90	95	105				
	25%	2200	3,4	300	88	93	94	93	105				
	10%	1800	1,4	125	89	92	97	86	110				
Linea 185 LV 1800-3000K 1250Lm CRI97 Dali	100%	3000	13,8	1250	91	97	93	95	102	350	0.95	<3%	5A 50µS 50 pcs
	50%	2500	6,9	625	90	94	90	95	105				
	25%	2200	3,4	300	88	93	94	93	105				
	10%	1800	1,4	125	89	92	97	86	110				
Linea 185 LV 1800-3000K 1250Lm CRI97 Casambi	100%	3000	13,8	1250	91	97	93	95	102	350	0.95	<3%	5A 50µS 50 pcs
	50%	2500	6,9	625	90	94	90	95	105				
	25%	2200	3,4	300	88	93	94	93	105				
	10%	1800	1,4	125	89	92	97	86	110				

### ITEM SPECIFICATIONS (PART C)

Description	Safety class	Energy class	Weight	Dimensions single carton	Quantity per carton	Expected lifespan B10 reported (25°C)		
						L70B10	L80B10	L90B10
Linea 185 LV 1800-3000K 1250Lm CRI97	II	G	880 gr	233x233x85 mm	20 pcs	>60.500 hrs	>60.500 hrs	>60.500 hrs

All values are measured at 230V (+/- 7%)

## NEW STANDARDS REQUIRE NEW LEDS

TM-30 (new color norm): The Illuminating Engineering Society (IES) has published a new Technical Memorandum – TM-30-15 entitled “IES Method for Evaluating Light Source Color Rendition” – that promises to supplant CRI as a color metric. TM-30 relies on separate fidelity and gamut metrics, as well as a set of color samples that is more representative of real-world objects, as opposed to the pastel samples that were primarily used for the baseline CRI metric that was sometimes called Ra. The new color metric is intended to fairly and accurately characterize both LED-based solid-state lighting (SSL) and legacy sources.



### Desaturated

CRI = 82 / R<sub>g</sub> = 94



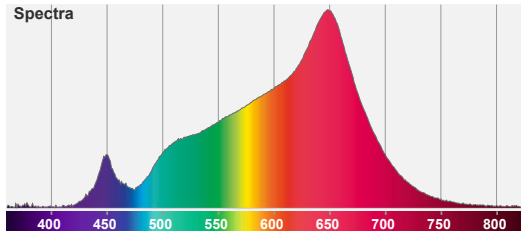
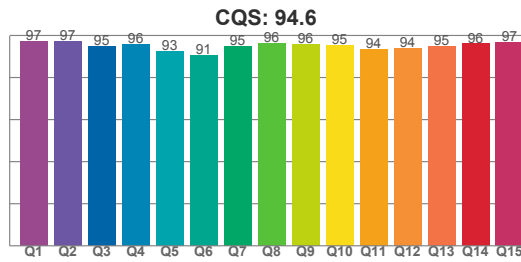
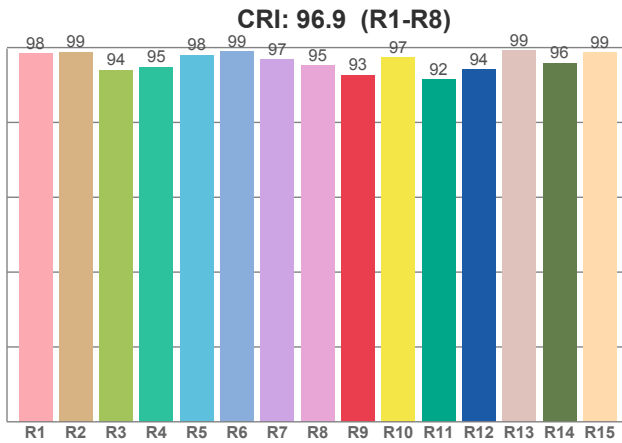
### Red-Enhanced

CRI = 97 / R<sub>g</sub> = 103

## HIGH CRI LED OPTIONS

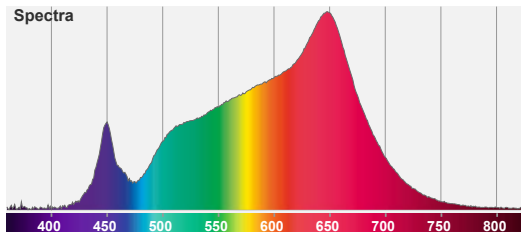
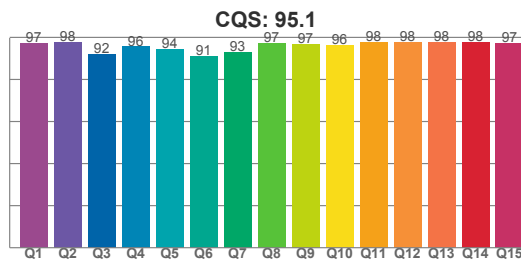
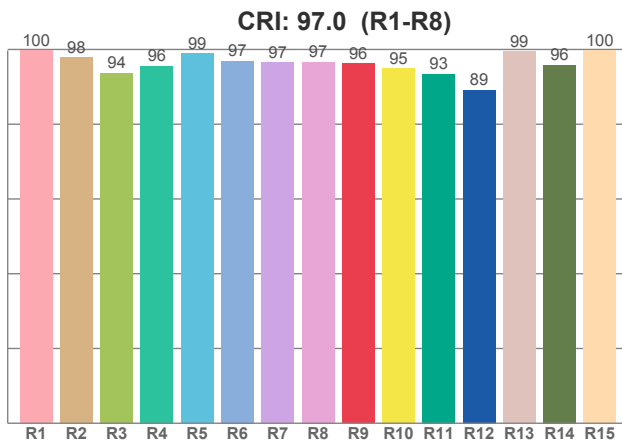
	CCT	CRI	R9	RF	RG	DOWNLIGHTS SMALL			DOWNLIGHTS LARGE		DOWNLIGHTS LARGE		BRAND	ITEM CODE
						MA	LM	LM/W	MA	LM	MA	LM		
<b>CRI82</b>	2700K	82	5	83	94	350	1650	128	700	3400	1200	5300	Bridgelux ksf	51-4087-27
<b>CRI82</b>	3000K	82	7	86	95	350	1725	134	700	3575	1200	5550	Bridgelux ksf	51-4087-30
<b>CRI82</b>	4000K	82	18	84	96	350	1750	136	700	3650	1200	5800	Bridgelux ksf	51-4087-40
<b>CRI90</b>	2700K	92	67	88	104	350	1550	118	700	3150	1200	4700	Bridgelux ksf	51-4088-27
<b>CRI90</b>	3000K	92	67	92	99	350	1600	122	700	3250	1200	4850	Bridgelux ksf	51-4088-30
<b>CRI90</b>	4000K	92	78	92	100	350	1625	124	700	3300	1200	4925	Bridgelux ksf	51-4088-40
<b>CRI97</b>	2700K	97	93	96	103	350	1150	83	800	2300	1400	3425	Lumileds	50-3031-27
<b>CRI97</b>	3000K	97	96	95	103	350	1250	91	800	2500	1400	3750	Lumileds	50-3031-30
<b>CRI97</b>	4000K	97	96	95	103	350	1350	98	800	2700	1400	4050	Lumileds	50-3031-40

**2700K**



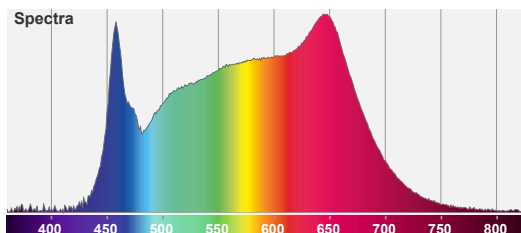
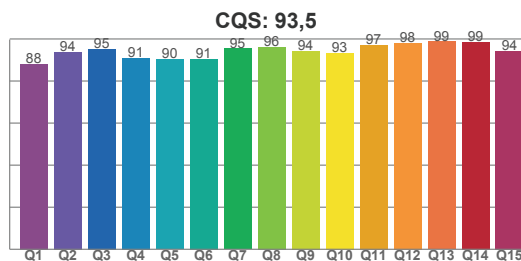
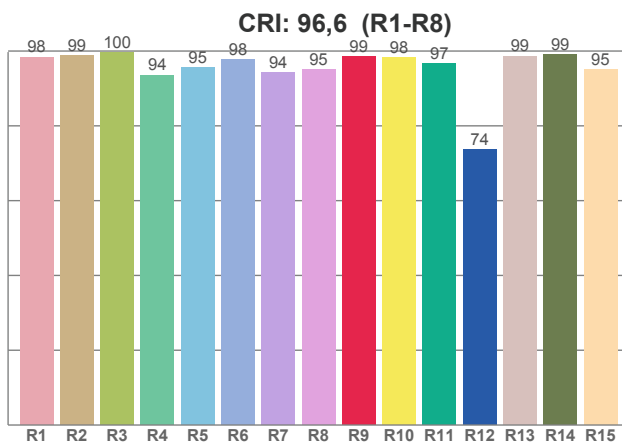
CCT	CRI	CRI R9	TM30 Rf	TM30 Rg	CQS
2700K	96.9	92.7	96.0	102.6	94.6

**3000K**



CCT	CRI	CRI R9	TM30 Rf	TM30 Rg	CQS
3000 K	97.0	96.2	95.0	103.3	95.1

**4000K**



CCT	CRI	CRI R9	TM30 Rf	TM30 Rg	CQS
4000K	96.6	98.5	88.3	96.2	93.5