

### FEATURES

- High CRI LED optimized towards TM30
- ENEC approved drivers
- Warm dim version to 1800K available



### COLOURS

Available colours:



Matt white RAL 9016 (XX=MW)  
Matt black RAL 9005 (XX=BL)

### SPRINGS

Standard with CS spring (concrete/gyproc). Also available as above with WS spring (gyproc/metal).

## Quad 75 LV

Fixed

### SPECIFICATIONS

Beam angle (FWHM)	60° / 80°
Fixture material	Housing: Die cast aluminium / Reflector glass: Polycarbonate
Environment	Indoor
IK rate	IK03
Operating temperature (Ta)	-20°C / +45°C <sup>1</sup>
Safety marks	EN60598 / EN62031 / EN62471
EMC compliance	EN55015
Colour consistency (SDCM)	MacAdam step 3
Warranty	7 years * (within the European Union and the countries of the Free Trade Association for products delivered after 1 May 2015)
Safety class	II
Energy class	A

This luminaire contains built-in LED lamps. There are no exchangeable parts inside the luminaire. EU 874/2012

<sup>1</sup> In applications with a flat roof (f.i. car showrooms) the temperatures may exceed 45°C. Please ask our sales office for a special driver.



Ask our sales department about the possibilities for:  
- Extra LED options from the LUXEON Stylist Series

Only when the product is installed in a closed ceiling it may be exposed to water splashes, and only on its front side.

IP20

IP44

## CRI97 VARIATIONS

Quad 75 LV 2700K CRI97 1150LM	page 3
Quad 75 LV 3000K CRI97 1250LM	page 4
Quad 75 LV 4000K CRI97 1350LM	page 5
Quad 75 LV 1800-3000K CRI97 1250LM	page 6

## CRI97 CHOOSE YOUR LV LUMEN OUTPUT

	mA	W	Lumen Output			Lumen / Watt			Driver types				
			2700K	3000K	4000K	2700K	3000K	4000K	No dim	Triac	1-10V&Push	Dali	Casambi
Special request	125	5,0	475	500	525	95	100	105	127570	x	x	x	x
Special request	150	6,1	550	575	625	91	95	103	127570	x	x	x	x
Special request	200	8,1	700	750	825	86	93	102	127570	x	x	x	x
Special request	250	9,8	850	900	1000	87	92	102	127570	x	x	127576	127630
Special request	300	12,0	1050	1100	1200	88	92	100	127570	x	123400	127576	127630
Standard	350	13,8	1150	1250	1350	83	91	98	127570	127030	123400	127576	127630

## CRI80 ON REQUEST

	mA	W	Lumen Output			Lumen / Watt			Driver types				
			2700K	3000K	4000K	2700K	3000K	4000K	No dim	Triac	1-10V&Push	Dali	Casambi
Special request	125	5,0	575	625	650	115	125	130	127570	x	x	x	x
Special request	150	6,1	700	750	775	115	123	128	127570	x	x	x	x
Special request	200	8,1	925	975	1025	114	120	127	127570	x	x	x	x
Special request	250	9,8	1125	1175	1225	115	120	125	127570	x	x	127576	127630
Special request	300	12,0	1350	1425	1500	113	119	125	127570	x	123400	127576	127630
Standard	350	13,8	1550	1625	1700	112	118	123	127570	127030	123400	127576	127630

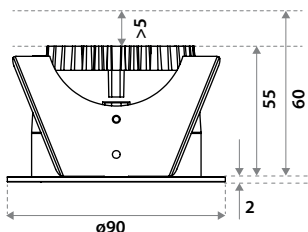
## FIRE RATING TUBE

Description	Item code	Hole size	time
Fire rating tube 75	009G03MW0000	ø76x86mm	90 min.

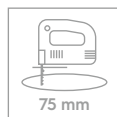


**⚠** Only in combination with WS (wire) springs versions.

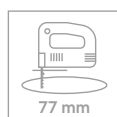
## DIMENSIONS



## HOLE SIZE




**Using CS (concrete) springs (concrete/gyproc)**  
For 5-60 mm ceiling thickness.  
Recess depth 60 mm (incl. 5mm space for air ventilation).



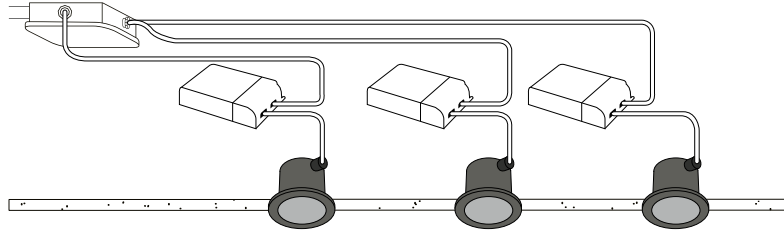
**Using WS (wire) springs (gyproc/metal)**  
For 1-55 mm ceiling thickness.  
Recess depth 60 mm (incl. 5mm space for air ventilation).

## QUAD 75 LV

Downlight incl. PSU



**2700K CRI97 1150LM**



### ITEM SPECIFICATIONS (PART A)

Description	Item code CS	Item code WS	Extra	Input	W	Lm	Lm/W	CRI (typ.)
Quad 75 LV 2700K 1150Lm CRI97 60° No dim	935A03XX4L02	935A03XX9L02	incl. PSU	220-240V	13,8	1150	83	97
Quad 75 LV 2700K 1150Lm CRI97 60° Triac	935A03XX4D02	935A03XX9D02	incl. PSU	220-240V	13,8	1150	83	97
Quad 75 LV 2700K 1150Lm CRI97 60° 1-10V & Push	935A03XX4U02	935A03XX9U02	incl. PSU	220-240V	13,8	1150	83	97
Quad 75 LV 2700K 1150Lm CRI97 60° Dali	935A03XX4E02	935A03XX9E02	incl. PSU	220-240V	13,8	1150	83	97
Quad 75 LV 2700K 1150Lm CRI97 60° Casambi	935A03XX4F02	935A03XX9F02	incl. PSU	220-240V	13,8	1150	83	97
Quad 75 LV 2700K 1150Lm CRI97 80° No dim	935A03XX4M02	935A03XX9M02	incl. PSU	220-240V	13,8	1150	83	97
Quad 75 LV 2700K 1150Lm CRI97 80° Triac	935A03XX4G02	935A03XX9G02	incl. PSU	220-240V	13,8	1150	83	97
Quad 75 LV 2700K 1150Lm CRI97 80° 1-10V & Push	935A03XX4V02	935A03XX9V02	incl. PSU	220-240V	13,8	1150	83	97
Quad 75 LV 2700K 1150Lm CRI97 80° Dali	935A03XX4H02	935A03XX9H02	incl. PSU	220-240V	13,8	1150	83	97
Quad 75 LV 2700K 1150Lm CRI97 80° Casambi	935A03XX4J02	935A03XX9J02	incl. PSU	220-240V	13,8	1150	83	97

### ITEM SPECIFICATIONS (PART B)

Description	R9	Rf	Rg	R15	UGR	Pf	Ripple	Inrush	B16A
Quad 75 LV 2700K 1150Lm CRI97 60° No dim	93	96	103	99	23.7	0.95	<3%	5A 50µS	50 pcs
Quad 75 LV 2700K 1150Lm CRI97 60° Triac	93	96	103	99	23.7	0.95	<3%	2A 50µS	50 pcs
Quad 75 LV 2700K 1150Lm CRI97 60° 1-10V & Push	93	96	103	99	23.7	0.95	<3%	5A 50µS	50 pcs
Quad 75 LV 2700K 1150Lm CRI97 60° Dali	93	96	103	99	23.7	0.95	<3%	5A 50µS	50 pcs
Quad 75 LV 2700K 1150Lm CRI97 60° Casambi	93	96	103	99	23.7	0.95	<3%	5A 50µS	50 pcs
Quad 75 LV 2700K 1150Lm CRI97 80° No dim	93	96	103	99	28.1	0.95	<3%	5A 50µS	50 pcs
Quad 75 LV 2700K 1150Lm CRI97 80° Triac	93	96	103	99	28.1	0.95	<3%	2A 50µS	50 pcs
Quad 75 LV 2700K 1150Lm CRI97 80° 1-10V & Push	93	96	103	99	28.1	0.95	<3%	5A 50µS	50 pcs
Quad 75 LV 2700K 1150Lm CRI97 80° Dali	93	96	103	99	28.1	0.95	<3%	5A 50µS	50 pcs
Quad 75 LV 2700K 1150Lm CRI97 80° Casambi	93	96	103	99	28.1	0.95	<3%	5A 50µS	50 pcs


### ITEM SPECIFICATIONS (PART C)

Description	Safety class	Energy class	Weight	Dimensions single carton	Quantity per carton	Expected lifespan B10 reported (25°C)		
						L70B10	L80B10	L90B10
Quad 75 LV 2700K 1150Lm CRI97	II	A	475 gr	160x107x100 mm	18 pcs	>60.500 hrs	>60.500 hrs	>60.500 hrs

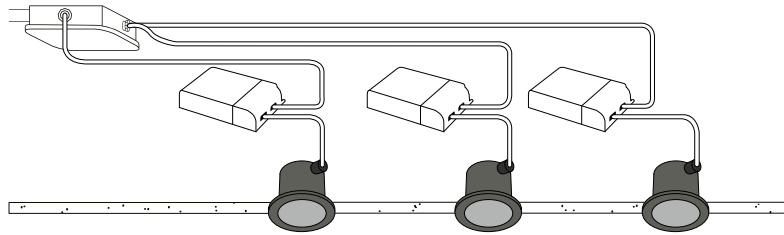
All values are measured at 230V (+/- 7%)

## QUAD 75 LV

Downlight incl. PSU



**3000K CRI97 1250LM**



## ITEM SPECIFICATIONS (PART A)

Description	Item code CS	Item code WS	Extra	Input	W	Lm	Lm/W	CRI (typ.)
Quad 75 LV 3000K 1250Lm CRI97 60° No dim	935B03XX4L02	935B03XX9L02	incl. PSU	220-240V	13,8	1250	91	97
Quad 75 LV 3000K 1250Lm CRI97 60° Triac	935B03XX4D02	935B03XX9D02	incl. PSU	220-240V	13,8	1250	91	97
Quad 75 LV 3000K 1250Lm CRI97 60° 1-10V & Push	935B03XX4U02	935B03XX9U02	incl. PSU	220-240V	13,8	1250	91	97
Quad 75 LV 3000K 1250Lm CRI97 60° Dali	935B03XX4E02	935B03XX9E02	incl. PSU	220-240V	13,8	1250	91	97
Quad 75 LV 3000K 1250Lm CRI97 60° Casambi	935B03XX4F02	935B03XX9F02	incl. PSU	220-240V	13,8	1250	91	97
Quad 75 LV 3000K 1250Lm CRI97 80° No dim	935B03XX4M02	935B03XX9M02	incl. PSU	220-240V	13,8	1250	91	97
Quad 75 LV 3000K 1250Lm CRI97 80° Triac	935B03XX4G02	935B03XX9G02	incl. PSU	220-240V	13,8	1250	91	97
Quad 75 LV 3000K 1250Lm CRI97 80° 1-10V & Push	935B03XX4V02	935B03XX9V02	incl. PSU	220-240V	13,8	1250	91	97
Quad 75 LV 3000K 1250Lm CRI97 80° Dali	935B03XX4H02	935B03XX9H02	incl. PSU	220-240V	13,8	1250	91	97
Quad 75 LV 3000K 1250Lm CRI97 80° Casambi	935B03XX4J02	935B03XX9J02	incl. PSU	220-240V	13,8	1250	91	97

## ITEM SPECIFICATIONS (PART B)

Description	R9	Rf	Rg	R15	UGR	Pf	Ripple	Inrush	B16A
Quad 75 LV 3000K 1250Lm CRI97 60° No dim	96	95	103	100	24.0	0.95	<3%	5A 50µS	50 pcs
Quad 75 LV 3000K 1250Lm CRI97 60° Triac	96	95	103	100	24.0	0.95	<3%	2A 50µS	50 pcs
Quad 75 LV 3000K 1250Lm CRI97 60° 1-10V & Push	96	95	103	100	24.0	0.95	<3%	5A 50µS	50 pcs
Quad 75 LV 3000K 1250Lm CRI97 60° Dali	96	95	103	100	24.0	0.95	<3%	5A 50µS	50 pcs
Quad 75 LV 3000K 1250Lm CRI97 60° Casambi	96	95	103	100	24.0	0.95	<3%	5A 50µS	50 pcs
Quad 75 LV 3000K 1250Lm CRI97 80° No dim	96	95	103	100	28.4	0.95	<3%	5A 50µS	50 pcs
Quad 75 LV 3000K 1250Lm CRI97 80° Triac	96	95	103	100	28.4	0.95	<3%	2A 50µS	50 pcs
Quad 75 LV 3000K 1250Lm CRI97 80° 1-10V & Push	96	95	103	100	28.4	0.95	<3%	5A 50µS	50 pcs
Quad 75 LV 3000K 1250Lm CRI97 80° Dali	96	95	103	100	28.4	0.95	<3%	5A 50µS	50 pcs
Quad 75 LV 3000K 1250Lm CRI97 80° Casambi	96	95	103	100	28.4	0.95	<3%	5A 50µS	50 pcs

## ITEM SPECIFICATIONS (PART C)

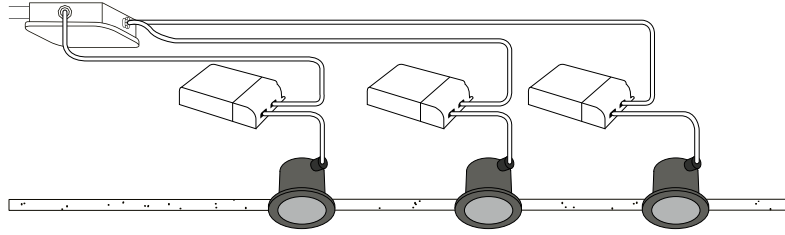

Description	Safety class	Energy class	Weight	Dimensions single carton	Quantity per carton	Expected lifespan B10 reported (25°C)		
						L70B10	L80B10	L90B10
Quad 75 LV 3000K 1250Lm CRI97	II	A	475 gr	160x107x100 mm	18 pcs	>60.500 hrs	>60.500 hrs	>60.500 hrs

All values are measured at 230V (+/- 7%)

## QUAD 75 LV

**4000K CRI97 1350LM**

Downlight incl. PSU



### ITEM SPECIFICATIONS (PART A)

Description	Item code CS	Item code WS	Extra	Input	W	Lm	Lm/W	CRI (typ.)
Quad 75 LV 4000K 1350Lm CRI97 60° No dim	935G03XX4L02	935G03XX9L02	incl. PSU	220-240V	13,8	1350	98	97
Quad 75 LV 4000K 1350Lm CRI97 60° Triac	935G03XX4D02	935G03XX9D02	incl. PSU	220-240V	13,8	1350	98	97
Quad 75 LV 4000K 1350Lm CRI97 60° 1-10V & Push	935G03XX4U02	935G03XX9U02	incl. PSU	220-240V	13,8	1350	98	97
Quad 75 LV 4000K 1350Lm CRI97 60° Dali	935G03XX4E02	935G03XX9E02	incl. PSU	220-240V	13,8	1350	98	97
Quad 75 LV 4000K 1350Lm CRI97 60° Casambi	935G03XX4F02	935G03XX9F02	incl. PSU	220-240V	13,8	1350	98	97
Quad 75 LV 4000K 1350Lm CRI97 80° No dim	935G03XX4M02	935G03XX9M02	incl. PSU	220-240V	13,8	1350	98	97
Quad 75 LV 4000K 1350Lm CRI97 80° Triac	935G03XX4G02	935G03XX9G02	incl. PSU	220-240V	13,8	1350	98	97
Quad 75 LV 4000K 1350Lm CRI97 80° 1-10V & Push	935G03XX4V02	935G03XX9V02	incl. PSU	220-240V	13,8	1350	98	97
Quad 75 LV 4000K 1350Lm CRI97 80° Dali	935G03XX4H02	935G03XX9H02	incl. PSU	220-240V	13,8	1350	98	97
Quad 75 LV 4000K 1350Lm CRI97 80° Casambi	935G03XX4J02	935G03XX9J02	incl. PSU	220-240V	13,8	1350	98	97

### ITEM SPECIFICATIONS (PART B)

Description	R9	Rf	Rg	R15	UGR	Pf	Ripple	Inrush	B16A
Quad 75 LV 4000K 1350Lm CRI97 60° No dim	96	95	103	100	24.2	0.95	<3%	5A 50µS	50 pcs
Quad 75 LV 4000K 1350Lm CRI97 60° Triac	96	95	103	100	24.2	0.95	<3%	2A 50µS	50 pcs
Quad 75 LV 4000K 1350Lm CRI97 60° 1-10V & Push	96	95	103	100	24.2	0.95	<3%	5A 50µS	50 pcs
Quad 75 LV 4000K 1350Lm CRI97 60° Dali	96	95	103	100	24.2	0.95	<3%	5A 50µS	50 pcs
Quad 75 LV 4000K 1350Lm CRI97 60° Casambi	96	95	103	100	24.2	0.95	<3%	5A 50µS	50 pcs
Quad 75 LV 4000K 1350Lm CRI97 80° No dim	96	95	103	100	28.7	0.95	<3%	5A 50µS	50 pcs
Quad 75 LV 4000K 1350Lm CRI97 80° Triac	96	95	103	100	28.7	0.95	<3%	2A 50µS	50 pcs
Quad 75 LV 4000K 1350Lm CRI97 80° 1-10V & Push	96	95	103	100	28.7	0.95	<3%	5A 50µS	50 pcs
Quad 75 LV 4000K 1350Lm CRI97 80° Dali	96	95	103	100	28.7	0.95	<3%	5A 50µS	50 pcs
Quad 75 LV 4000K 1350Lm CRI97 80° Casambi	96	95	103	100	28.7	0.95	<3%	5A 50µS	50 pcs


### ITEM SPECIFICATIONS (PART C)

Description	Safety class	Energy class	Weight	Dimensions single carton	Quantity per carton	Expected lifespan B10 reported (25°C)		
						L70B10	L80B10	L90B10
Quad 75 LV 4000K 1350Lm CRI97	II	A	475 gr	160x107x100 mm	18 pcs	>60.500 hrs	>60.500 hrs	>60.500 hrs

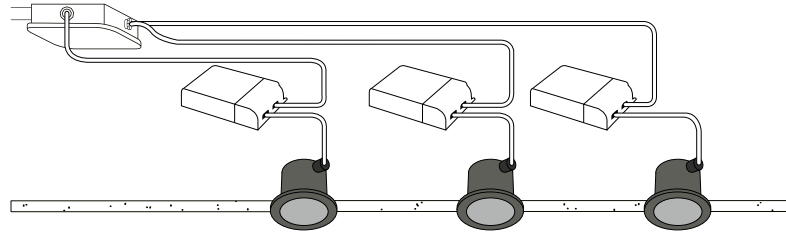
All values are measured at 230V (+/- 7%)

## QUAD 75 LV

Downlight incl. PSU



**1800-3000K CRI97 1250LM**



### ITEM SPECIFICATIONS (PART A)

Description	60°			80°		
	Item code		UGR	Item code		UGR
	CS	WS		CS	WS	
Quad 75 LV 1800-3000K 1250Lm CRI97 Triac	935E03XX4D02	935E03XX9D02	24.0	935E03XX4G02	935E03XX9G02	28.4
Quad 75 LV 1800-3000K 1250Lm CRI97 1-10V & Push	935E03XX4E02	935E03XX9E02	24.0	935E03XX4H02	935E03XX9H02	28.4
Quad 75 LV 1800-3000K 1250Lm CRI97 Dali	935E03XX4E02	935E03XX9E02	24.0	935E03XX4H02	935E03XX9H02	28.4
Quad 75 LV 1800-3000K 1250Lm CRI97 Casambi	935E03XX4F02	935E03XX9F02	24.0	935E03XX4J02	935E03XX9J02	28.4

### ITEM SPECIFICATIONS (PART B)

Description	CCT	W	Lm	Lm/W	CRI (typ.)	R9	Rf	Rg	mA	Pf	Ripple	Inrush	B16A
Quad 75 LV 1800-3000K 1250Lm CRI97 Triac	100%	3000	13,8	1250	91	97	93	95	102	350	0.95	<3%	2A 50µS 50 pcs
	50%	2500	6,9	625	90	94	90	95	105				
	25%	2200	3,4	300	88	93	94	93	105				
	10%	1800	1,4	125	89	92	97	86	110				
Quad 75 LV 1800-3000K 1250Lm CRI97 1-10V & Push	100%	3000	13,8	1250	91	97	93	95	102	350	0.95	<3%	5A 50µS 50 pcs
	50%	2500	6,9	625	90	94	90	95	105				
	25%	2200	3,4	300	88	93	94	93	105				
	10%	1800	1,4	125	89	92	97	86	110				
Quad 75 LV 1800-3000K 1250Lm CRI97 Dali	100%	3000	13,8	1250	91	97	93	95	102	350	0.95	<3%	5A 50µS 50 pcs
	50%	2500	6,9	625	90	94	90	95	105				
	25%	2200	3,4	300	88	93	94	93	105				
	10%	1800	1,4	125	89	92	97	86	110				
Quad 75 LV 1800-3000K 1250Lm CRI97 Casambi	100%	3000	13,8	1250	91	97	93	95	102	350	0.95	<3%	5A 50µS 50 pcs
	50%	2500	6,9	625	90	94	90	95	105				
	25%	2200	3,4	300	88	93	94	93	105				
	10%	1800	1,4	125	89	92	97	86	110				

### ITEM SPECIFICATIONS (PART C)

Description	Safety class	Energy class	Weight	Dimensions single carton	Quantity per carton	Expected lifespan B10 reported (25°C)		
						L70B10	L80B10	L90B10
Quad 75 LV 1800-3000K 1250Lm CRI97	II	A	475 gr	160x107x100 mm	18 pcs	>60.500 hrs	>60.500 hrs	>60.500 hrs

All values are measured at 230V (+/- 7%)

## NEW STANDARDS REQUIRE NEW LEDS

TM-30 (new color norm): The Illuminating Engineering Society (IES) has published a new Technical Memorandum – TM-30-15 entitled “IES Method for Evaluating Light Source Color Rendition” – that promises to supplant CRI as a color metric. TM-30 relies on separate fidelity and gamut metrics, as well as a set of color samples that is more representative of real-world objects, as opposed to the pastel samples that were primarily used for the baseline CRI metric that was sometimes called Ra. The new color metric is intended to fairly and accurately characterize both LED-based solid-state lighting (SSL) and legacy sources.



### Desaturated

CRI = 80 / R<sub>g</sub> = 92



### Red-Enhanced

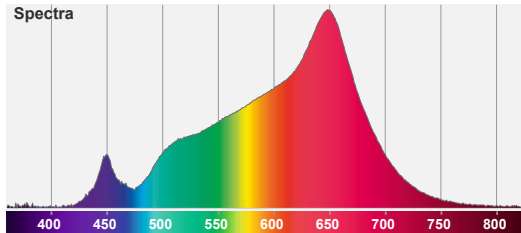
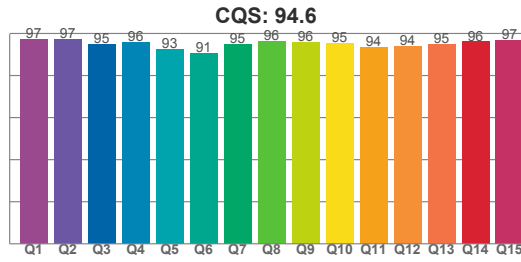
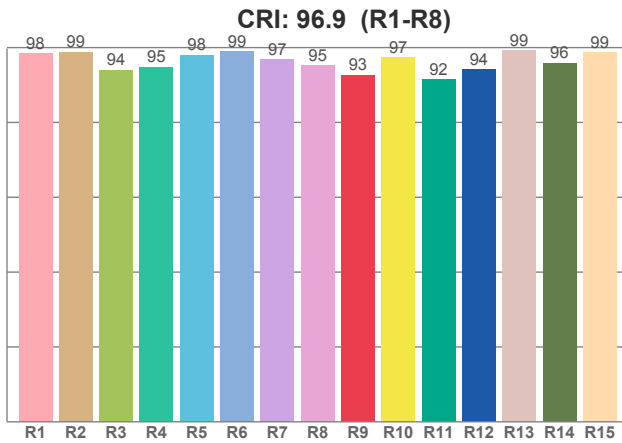
CRI = 98 / R<sub>g</sub> = 103

## SPECIAL LEDS AVAILABLE

	CCT	CRI	R9	RF	RG	R15	TLCI	DOWNLIGHTS SMALL		DOWNLIGHTS LARGE		DOWNLIGHTS LARGE		ITEM CODE
								MA	LM	MA	LM	MA	LM	
<b>CRI80</b>	2700K	82	5	82	92	75	69	350 mA	1550	700 mA	2900	1200 mA	4800	51-4028-27-1
<b>CRI80</b>	3000K	82	5	81	93	75	66	350 mA	1625	700 mA	3000	1200 mA	5000	51-4028-30-1
<b>CRI80</b>	4000K	82	5	81	93	74	66	350 mA	1700	700 mA	3400	1200 mA	5700	51-4028-40-1
<b>CRI97</b>	2700K	97	93	96	103	99	97	350 mA	1150	800 mA	x	1400 mA	x	50-3031-27
<b>CRI97</b>	3000K	97	96	95	103	100	97	350 mA	1250	800 mA	2500	1400 mA	3750	50-3031-30
<b>CRI97</b>	4000K	97	96	95	103	100	97	350 mA	1350	800 mA	x	1400 mA	x	50-3031-40
<b>CrispWhite</b>	3000K	90	61	87	102	89	83	350 mA	780	900 mA	2300	1400 mA	3550	51-4029-30
<b>CrispColor</b>	4000K	95	96	90	101	95	96	350 mA	1050	900 mA	2700	1400 mA	4700	51-4051-40
<b>Red Meat</b>	1800K	82	81	77	119	95	60	350 mA	515	900 mA	1750	1400 mA	2350	51-4042-00
<b>Fish</b>	6500K	96	96	89	98	94	96	350 mA	825	900 mA	2800	1400 mA	3750	51-4044-00
<b>Bread &amp; Pastries</b>	2700K	92	54	89	96	86	91	350 mA	770	900 mA	2600	1400 mA	3500	51-4045-00

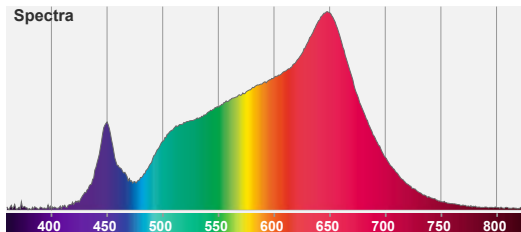
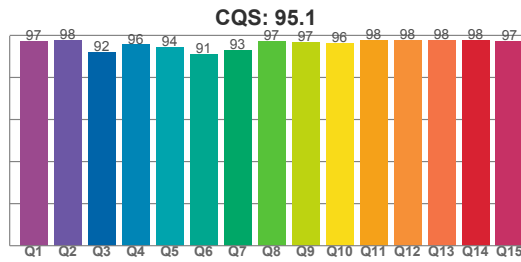
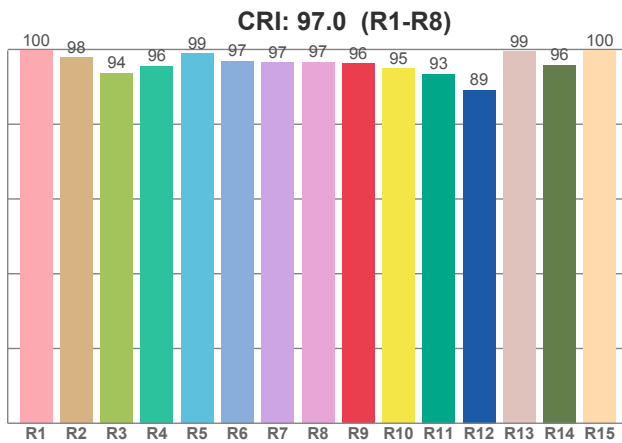


## 2700K



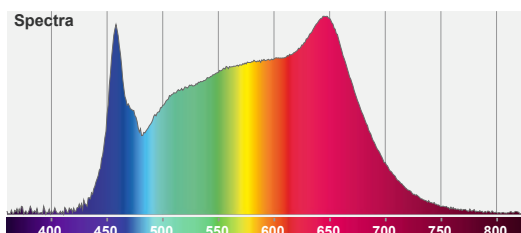
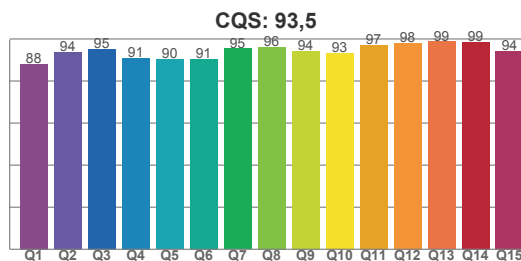
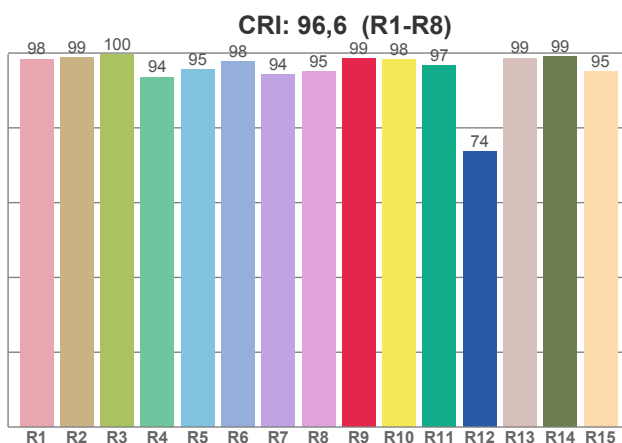
CCT	CRI	CRI R9	TM30 Rf	TM30 Rg	CQS
2700K	96.9	92.7	96.0	102.6	94.6

## 3000K



CCT	CRI	CRI R9	TM30 Rf	TM30 Rg	CQS
3000 K	97.0	96.2	95.0	103.3	95.1

## 4000K



CCT	CRI	CRI R9	TM30 Rf	TM30 Rg	CQS
4000K	96.6	98.5	88.3	96.2	93.5