



WEVER & DUCRÉ
LIGHTING

ROOMOR CABLE 1.4 PAR16

248220BK4

Project
Type
Notes
Quantity
Date

GENERAL

Ceiling
Suspended
Jet Black
Jet Black
Jet Black + Gold
IP20
Interior
460 lm
RAL 9005 ^a

LED

Lamp PAR16
PAR16
Socket GU10
max. 15 W
CRI ≥ 90

OPTICAL

Shade 4.0

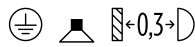
PHYSICAL

Diameter 510 mm
Height 220 mm
1.68 kg
incl. 6.0 m suspension

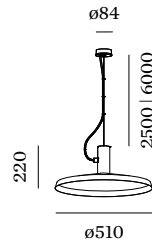
ELECTRICAL

100 - 240 V
Total connected power 6.5 W
Class 1
Safety distance 0.3 m

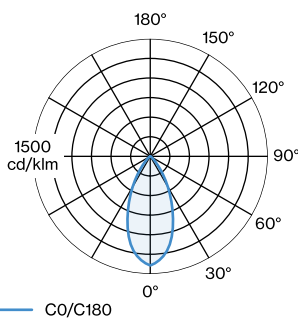
^a Color may deviate slightly due to production conditions.



Suspended luminaire made from aluminium; surface Jet Black wet painted; matt texture; RAL 9005; incl. 6.0 m suspension; cable and ceiling base in Jet Black; shade Jet Black + Gold ; wet painted; matt texture; lamp socket GU10; lamp type PAR16; max. 15W; 100 - 240 V; degree of protection IP20; PC1; lamp not included;



LIGHT DISTRIBUTION



[248220BK4] The technical data represent rated values for an ambient temperature of 25°C. The data values for the luminous flux are initially subject to a tolerance of +/- 10%, those for the electrical connected load are initially subject to a tolerance of +/- 10%, and those for the colour temperature are initially subject to a tolerance of +/- 150 K. No liability is assumed for typographical or printing errors. The general terms and conditions of Wever & Ducré BV apply.
© Wever & Ducré BV · Spinnerijstraat 99/21 · 8500 Kortrijk · Belgium · www.weverducre.com



WEVER & DUCRÉ
LIGHTING

ROOMOR CABLE 1.4 PAR16

248220BK4

SHADE 2.0

Shade 2.0

TYPE	COLOUR	Ø·H (MM)	ORDERCODE
ROOMOR	Black	∅250·150	9 1 1 3 6 2 0 B 1
ROOMOR	Black	∅250·150	9 1 1 3 6 2 0 K 1
ROOMOR	Grey	∅250·150	9 1 1 3 6 2 F T 1
ROOMOR	Grey	∅250·150	9 1 1 3 6 2 G W 1
ROOMOR	Red	∅250·150	9 1 1 3 6 2 R W 1

SHADE 1.0

Shade 1.0

TYPE	COLOUR	Ø·H (MM)	ORDERCODE
ROOMOR	Black	∅205·70	9 1 1 3 6 1 0 B 1
ROOMOR	Black	∅205·70	9 1 1 3 6 1 0 K 1
ROOMOR	Grey	∅205·70	9 1 1 3 6 1 F T 1
ROOMOR	Grey	∅205·70	9 1 1 3 6 1 G W 1
ROOMOR	Red	∅205·70	9 1 1 3 6 1 R W 1

SHADE 3.0

Shade 3.0

TYPE	COLOUR	Ø·H (MM)	ORDERCODE
ROOMOR	Black	∅405·15	9 1 1 3 6 3 0 B 1
ROOMOR	Black	∅405·150	9 1 1 3 6 3 0 K 1
ROOMOR	Grey	∅405·150	9 1 1 3 6 3 F T 1
ROOMOR	Grey	∅405·150	9 1 1 3 6 3 G W 1
ROOMOR	Red	∅405·150	9 1 1 3 6 3 R W 1

SHADE 4.0

Shade 4.0

TYPE	COLOUR	Ø·H (MM)	ORDERCODE
ROOMOR	Black	∅510·75	9 1 1 3 6 4 0 B 1
ROOMOR	Black	∅510·75	9 1 1 3 6 4 0 K 1
ROOMOR	Grey	∅510·75	9 1 1 3 6 4 F T 1
ROOMOR	Grey	∅510·75	9 1 1 3 6 4 G W 1
ROOMOR	Red	∅510·75	9 1 1 3 6 4 R W 1

LAMPS

PAR16 LED Lamp

TYPE	COLOUR	Ø·H (MM)	ORDERCODE
2700K >90 CRI GU10	Black	∅50·58	9 0 1 2 2 8 B 3
3000K >90 CRI GU10	Black	∅50·58	9 0 1 2 2 8 B 5
2700K >90 CRI GU10	White	∅50·58	9 0 1 2 2 8 W 3
3000K >90 CRI GU10	White	∅50·58	9 0 1 2 2 8 W 5
2700K >80 CRI GU10	Silver	∅50·52	9 0 5 2 2 7 S 2
3000K >80 CRI GU10	Silver	∅50·52	9 0 5 2 2 7 S 4