

DEEP ASYM

17-Mar.-2017

1.0 LED

LED 7/10W | 350-500mA | COB 3-step | excl. power supply | 18Vf
 CE IP20 0.3m 36° 35°/35° 355°

	white texture	112461W_
	silver / grey	112461S_
	gold	112461G_
	black texture	112461B_

LIGHT COLOUR

2700K >90CRI 420-590lm	3
3000K >90CRI 470-640lm	5
1800-2850K >95CRI 320-440lm	9

ALWAYS USE

for power supplies see our catalogue

1.0 MR16

QR-CBC51 Max. 35W | GU5.3 | 12V | excl. power supply
 CE IP20 0.9m 35°/35° 355° DO NOT COVER WITH ENCLIPER



	white texture	112410W0
	silver / grey	112410S0
	black texture	112410B0
	gold	112410G0

ALWAYS USE

for power supplies see our catalogue

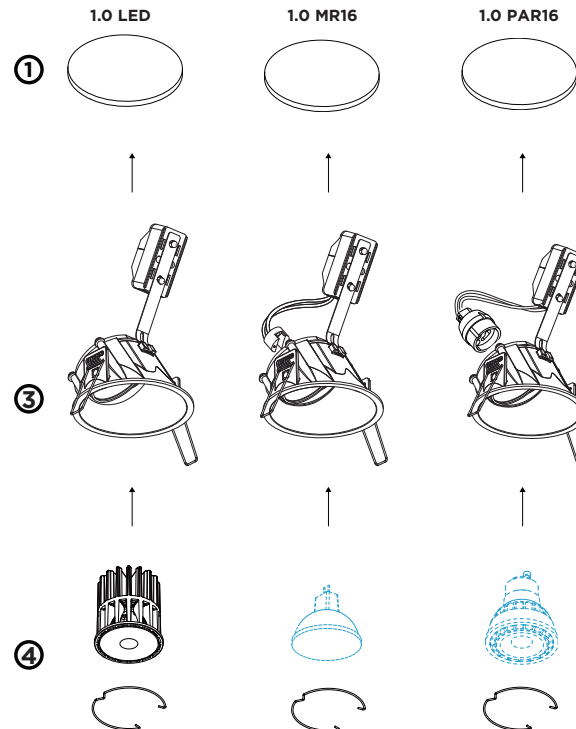
1.0 PAR16

PAR16 max. 35W | GU10 | 100-240VAC | 50-60Hz
 CE IP20 0.9m 35°/35° 355° DO NOT COVER WITH ENCLIPER

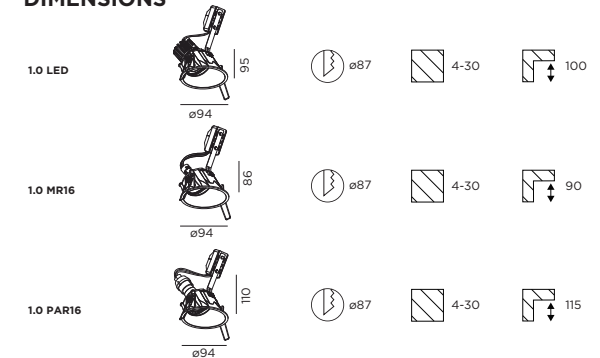
	white texture	112420W0
	silver / grey	112420S0
	black texture	112420B0
	gold	112420G0

OPTIONAL

for PAR16 lamps see our catalogue



DIMENSIONS



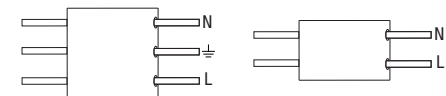
MOUNTING INSTRUCTION

- 1 Make a hole in the ceiling according to the prescribed dimensions.

POWER CONNECTION

- 2 Connect the power supply.

Interior: STANDARD version
 serial connection for LED



- 3 Insert the fixture in the hole
- 4 For MR16 | PAR16
Place the lamp and fix with inner part of DEEP

SAFETY DISTANCE FOR HALOGEN LAMPS

