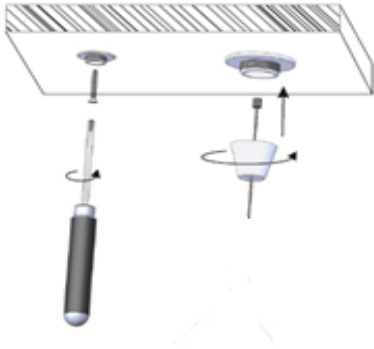


**1** SUSPENDED / ZÁVĚSNÝ / PENDEL / SOSPENSIONE



**2**



**3**

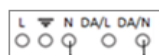
STANDARD VERSION



ON/OFF



DALI (L=PERMANENT LINE)



SWITCHDIM (L=PERMANENT LINE)

EMERGENCY VERSION



ON/OFF (L1=PERMANENT LINE)

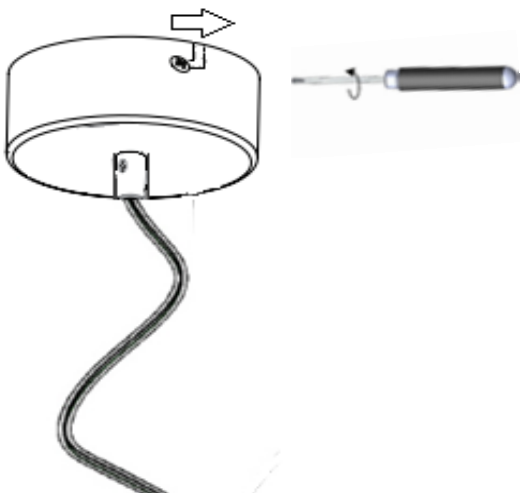


DALI (L=PERMANENT LINE)

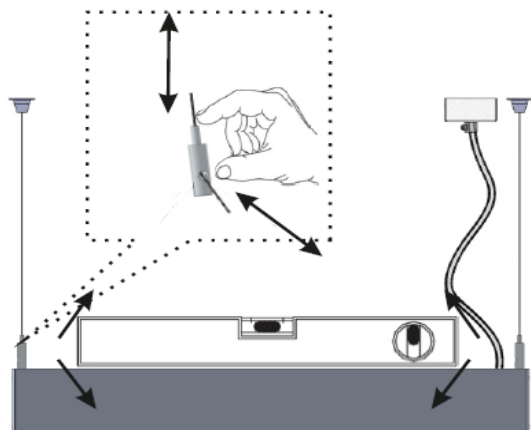


SWITCHDIM (L=PERMANENT LINE)

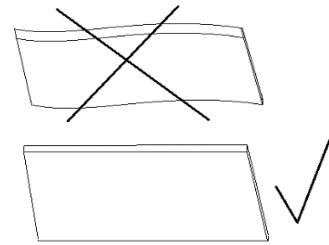
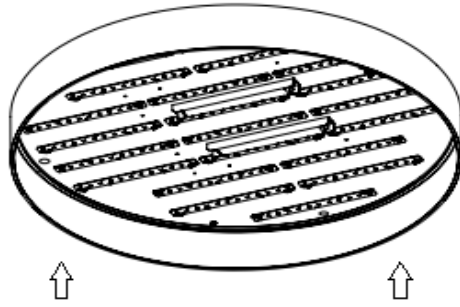
**4**



**5**

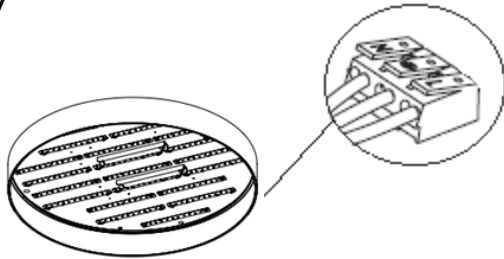


6 SURFACE / PŘISAZENÝ / PENDEL / SUPERFICIE

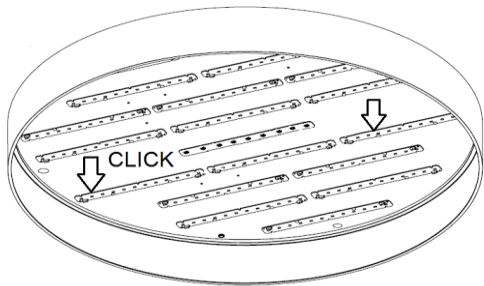


Don't touch the LED !

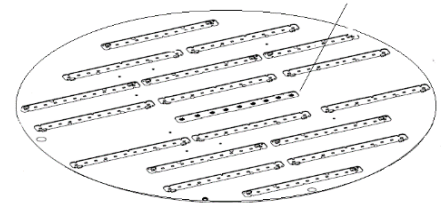
7



8 EMERGENCY SBS/...../EM1, SBC/...../EM3



EMERGENCY MODULE

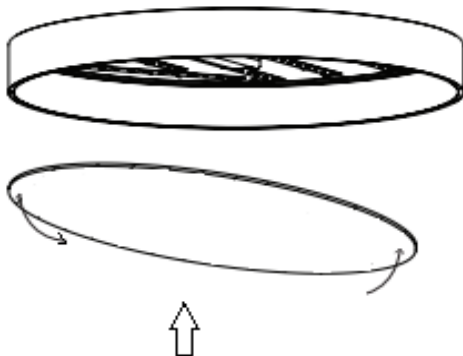


L1 - BATTERY



CLICK

9



The installation may only be carried by authorised person. The power supply must be switched off before installation.

The light source contained in this luminaire shall only be replaced by the manufacturer or his service agent.

Montáž smí být provedena pouze pracovníkem s odbornou elektrotechnickou kvalifikací. Před instalací musí být vypnut přívod el. proudu.

Použitý LED zdroj smí být vyměněn pouze výrobcem nebo jeho odborným zástupcem.

Die Montage der Leuchte darf nur von autorisierten qalifizierte persone durchgeführt werden. Vor jeder Arbeit an der Leuchte ist diese vom Netz zu trennen. Die Lichtquelle darf nur vom Hersteller oder einem von ihm beauftragten Servicetechniker ausgetauscht werden.

L'installazione può essere eseguita solo da personale autorizzato. Prima di qualsiasi intervento sull'apparecchio, questo deve essere scollegato dalla rete. La sorgente luminosa contenuta in questo apparecchio può essere sostituita solo dal produttore o da un centro assistenza autorizzato o da una persona qualificata.