

TABLE MOUNTING 1.0

20-Sep.-2018

TABLE MOUNTING 1.0

E27 max. 60W | 220-240VAC | 50-60Hz | 1.00kg

IP20

1.0 DIAMOND

black texture+copper

6603E8PB0

black texture

6603E8BB0

for lamps see our catalogue

1.0 GLOBE

black texture+white

6601E8WB0

black texture+rust

6601E8VB0

black texture

6601E8BB0

for lamps see our catalogue

2.0 GLOBE

black texture+white

6602E8WB0

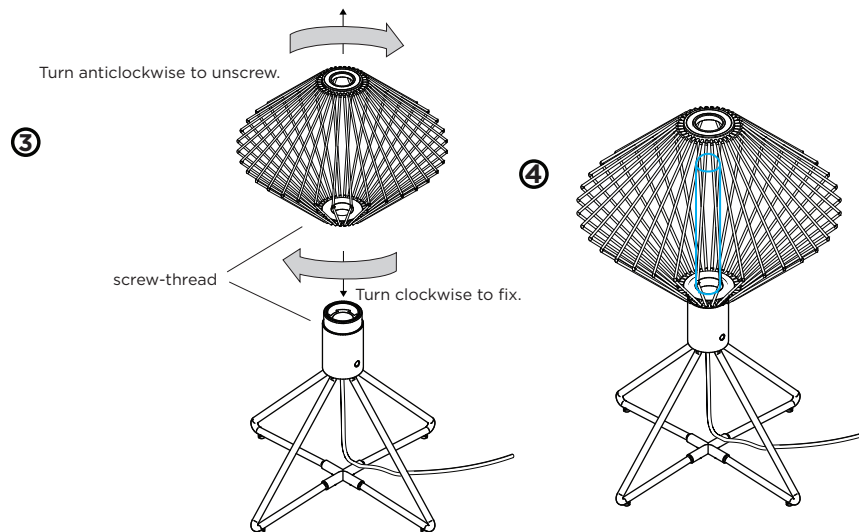
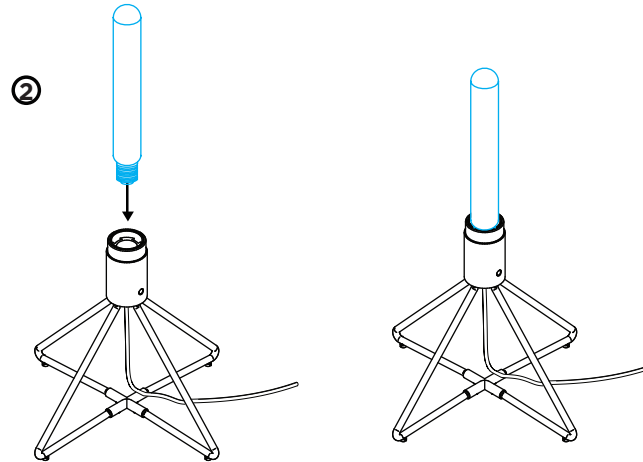
black texture+rust

6602E8VB0

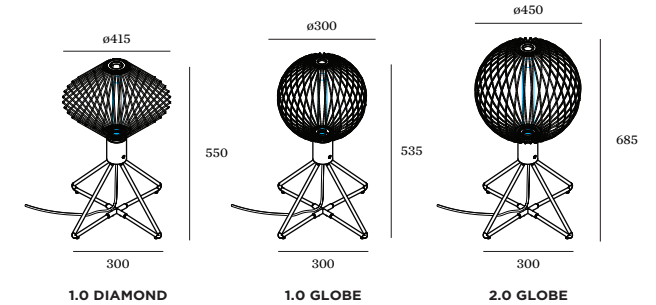
black texture

6602E8BB0

for lamps see our catalogue



DIMENSIONS



MOUNTING INSTRUCTION

- 1 Place the table mounting set on the table
- 2 Insert lamp into the socket
- 3 Details of Mounting the fixture by screwing it on the socket.
- 4 When the lamp is attached in the socket, mount the steel wire fixture onto the socket by using both screw-threads.



WEVER & DUCRÉ
LIGHTING

WEVERDUCRE.COM

Wever & Ducre bvba Spinnerijstraat 99/21 8500 Kortrijk

INSTALLATION
INSTRUCTIONS

000289670