BASO 60 IP54 trim opal high performance

845-3522537H

PROJECT	
TYPE	
NOTES	
QUANTITY	
DATE	



GENERAL

Ceiling
Recessed
white
2210 lm/m
IP54
1320 lm
RAL9016 [a]

LED

3000 K
CRI ≥ 80
L90 / 50000 h
photobio. safety RG 0 - no Risk
initial MacAdam ≤ 3 SDCM
MR 0.54
MDER 0.49

OPTICAL

High Performance Opal

PHYSICAL

length 619 mm
width 76 mm
height 75 mm

ELECTRICAL

DALI-2
11.2 W
118 lm/W
1 DALI Addr.
PC2 220-240V
19 W/m

CUTOUT

length 609 mm
width 66 mm
min. ceiling thickness 8 mm
max. ceiling thickness 20 mm
recessed depth 100 mm

[a] RAL Palette colors may deviate slightly due to production conditions.

IP54 · 220-240V · X-PERT

Luminaire housing made of extruded aluminium profile; recessed light with wrap around edge; suitable for ceiling thickness of 8-20 mm; surface white powder coated; suitable for wall or ceiling mounting; luminaire profile (end caps come pre-assembled) can be pre-mounted; remaining lamp components mounted without tools; closed light insert made of PMMA, consisting of converter unit and circuit board unit; light inset with screwed-on, thus maintenance-friendly, transparent end cap in PMMA; light colour 3000 K; binning initial MacAdam ≤ 3 SDCM; CRI ≥ 80; min. 90% of luminous flux after 50000 operating hours; energy efficient LEDs with high CRI; HPO (High Performance Opal) cover for uniform illumination; due to special material composition with increased transmission and diffusion; + 15% luminous efficiency compared to standard opal covers; degree of protection IP54; PC2 220-240V; photobiological safety according to IEC 62471 risk group RG 0 - no Risk; internal wiring in light halogen free; incl. DALI-2 converter; IP 67 socket connector system for easy and sealed electrical connection; light source not replaceable; control gear replaceable by an authorized professional;

Light Distribution

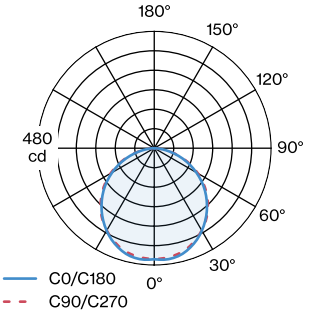

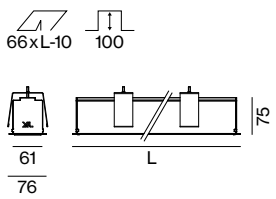

['845-3522537H'] The technical data represent rated values for an ambient temperature of 25°C. The data values for the luminous flux are initially subject to a tolerance of +/- 10%, those for the electrical connected load are initially subject to a tolerance of +/- 10%, and those for the colour temperature are initially subject to a tolerance of +/- 150 K. No liability is assumed for typographical or printing errors. The general terms and conditions of XAL GmbH apply.
© XAL GmbH · Auer-Welsbach-Gasse 36 · 8055 Graz · Austria · www.xal.com