


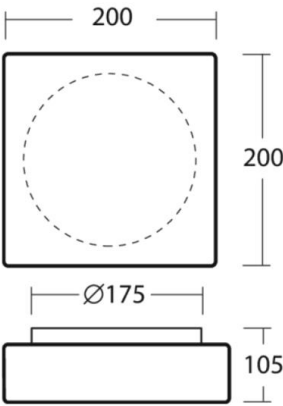
LINA

789-41252

LINA E27 SD WALL / CEILING LUMINAIRE made of steel sheet, white, triplex opal glass satined white, light output direct, dimmability: see light source, IP43 without lamp



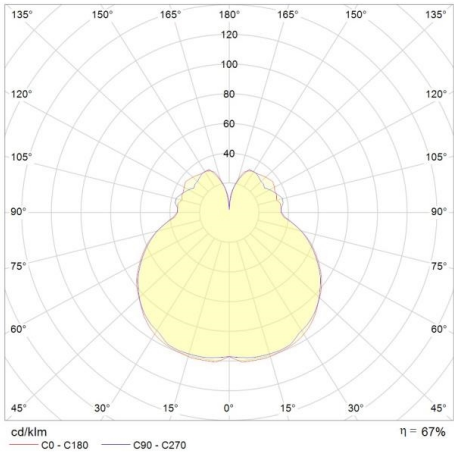
DRAWING



TECHNICAL DETAILS

Bulb type	AGL A60 ECO 46W
No. of bulb holders	1x
Socket	E27
Luminous flux [lm]	siehe Leuchtmittel
Optics	triplex opal glass
Dimming	see light source
Light output	direct
Voltage [V]	220-240V 50/60Hz
Material	steel sheet
Length [mm]	200
Width [mm]	200
Height [mm]	105
IP protection class	IP43
Voltage class	protection cl. I
Net weight [kg]	1,30
Colour lamp	white
Colour of glass/shade	satined white
EAN-Number	8591728412524
Lifetime [h]	siehe Leuchtmittel

LIGHT DISTRIBUTION CURVE



The values are rated values. Power and luminous flux are initially subject to a tolerance of +/- 10%. Colour temperature tolerance: +/- 150 K. The values apply to an ambient temperature of 25°C unless otherwise specified.