


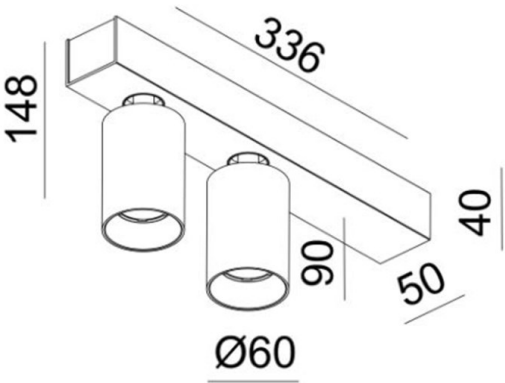
# MISSOR

276-0729060

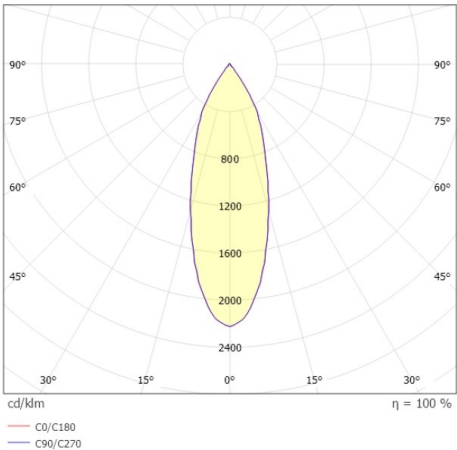
MISSOR II SD WALL / CEILING LUMINAIRE made of aluminium, black matt, similar to RAL 9005, beam 33°, light output direct, swiveling 355°, tilting 90°, with converter, dimmability: not dimmable, IP20



## DRAWING



## LIGHT DISTRIBUTION CURVE



## TECHNICAL DETAILS

System perform. [W]	20
Bulb type	LED
Luminous flux [lm]	1740
Colour temp. [K]	3000K
CRI	>90
Converter	with converter
Dimming	not dimmable
Light output	direct
Beam angle [°]	33°
Voltage [V]	220-240V 50/60Hz
Material	aluminium
Length [mm]	336
Width [mm]	60
Height [mm]	148
IP protection class	IP20
Voltage class	protection cl. I
Net weight [kg]	1,26
Colour lamp	black matt
RAL	9005
EAN-Number	9010506035384
Lifetime [h]	L80 B10 20 000
Energy efficiency cl.	E



The values are rated values. Power and luminous flux are initially subject to a tolerance of +/- 10%. Colour temperature tolerance: +/- 150 K. The values apply to an ambient temperature of 25°C unless otherwise specified.