



WEVER & DUCRÉ
LIGHTING

STRANGE

petit 3.0 LED

163361B5

Project

Type

Notes

Quantity

Date

GENERAL

Ceiling

Recessed

Jet Black

IP20

Interior

1570 lm

9005^a

LED

3000 K

CRI 90

L70 / 50000 h

OPTICAL

Flood

Beam angle 34°

PHYSICAL

Length 154 mm

Width 51 mm

Height 60 mm

0.19 kg

Tilt min 25°

Tilt max 25°

Rotation 355°

ELECTRICAL

excl. power supply

18 V

Total connected power 24 W

LED Inset 18 W

65 lm/W

PC3

0.3 m

CUTOUT

Length 64 mm

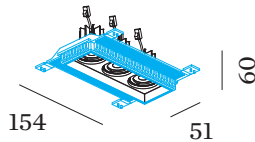
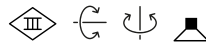
Width 169 mm

Min. ceiling thickness 7 mm

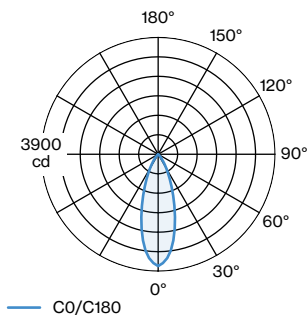
Max. ceiling thickness 17 mm

Recessed depth 65 mm

^a RAL Palette colors may deviate slightly due to production conditions.



LIGHT DISTRIBUTION





WEVER & DUCRÉ
LIGHTING

STRANGE petit 3.0 LED

163361B5

CONE DIAGRAM

flood 34° 350mA

h (m)	E0° (lx)	ø (m)
1	3730	0.61
2	933	1.23
3	415	1.84
4	233	2.46
5	149	3.07

Maintenance Factors

Operating Time [h]	10 000	20 000	30 000	40 000	50 000
LLMF	0.92	0.88	0.83	0.79	0.76
LSF	1	1	1	1	1

MF	LMF × RSMF × LLMF × LSF	RSMF ^a	Room Surface Maintenance Factor
MF	Maintenance Factor	LLMF	Lamp Lumens Maintenance Factor
LMF ^a	Luminaire Maintenance Factor	LSF	Lamp Survival Faktor

^a According to "CIE 97, Maintenance of indoor electric lighting systems", 2005, ISBN 3-900-734-34-8. The values must be determined by the planner.

MOUNTING

Plasterkit

TYPE	COLOUR	L · W · H (MM)	ORDERCODE
STRANGE petit 3.0	Plastic White	165-65-25	9 0 0 1 7 2 0 6
STRANGE petit 3.0	Black Texture	165-65-25	9 0 0 1 7 2 0 7
STRANGE petit 3.0		164-61-30	9 0 0 1 7 2 0 8

ELECTRICAL

Power Supply 350mA

TYPE	L · W · H (MM)	VOLTAGE	ORDERCODE
10W 14-28V 1-10V dim	101.5-51-29.5	14 - 28V	9 0 2 2 3 4 0 1
20W DALI	111-52-22		9 0 2 4 3 6 0 1
10W 12-28V phase-cut dim	102-38-21	12 - 28V	9 0 2 2 3 4 0 2
10W 2.5-26V DALI dim 5-100%	124-31-21	2.5 - 26V	9 0 2 4 3 4 0 1